

Town of Farmville



2025 Five-Year Capital Improvement Program

C. Scott Davis, LP.D., ICMA-CM, Town Manager

2025 FIVE-YEAR CAPITAL IMPROVEMENT PROGRAM

TABLE OF CONTENTS

FISCAL-YEAR SUMMARY	1
OPERATIONAL CAPITAL PROJECTS	
Legislative Department.....	2
Town Manager Office	4
Finance Department	6
Information Technology	9
Police Department	14
Farmville Communications (E-911)	19
Farmville Fire Department	21
Community Development	24
Farmville Area Bus	26
Recreation Department	28
Maintenance – Buildings and Grounds	30
Public Works Department - Building and Grounds	34
Public Works Department - Horticulture.....	38
Public Works Department - Sanitation	40
Public Works Department - Street Maintenance	42
Public Works Department - Sewer Maintenance	45
Public Works Department - Water Maintenance	48
Water Treatment Plant	51
Wastewater Treatment Plant	53
FIVE-YEAR CAPITAL PROJECTS	
Fiscal Year 2025-2026	55
Fiscal Year 2026-2027	79
Fiscal Year 2027-2028	88
Fiscal Year 2028-2029	103
Fiscal Year 2029-2030	120
Farmville Regional Airport	121

Town of Farmville, Virginia 2025 Five-Year Capital Improvement Summary

FISCAL YEAR	PROJECTS	TOTAL PROJECT COST
2025-2026	Operational Capital	\$6,645,231
	Capital Projects	\$14,923,470
	TOTAL	\$21,568,701
2026-2027	Operational Capital	\$3,095,928
	Capital Projects	\$2,177,000
	TOTAL	\$5,272,928
2027-2028	Operational Capital	\$2,853,280
	Capital Projects	\$24,268,617
	TOTAL	\$27,121,897
2028-2029	Operational Capital	\$3,099,467
	Capital Projects	\$1,955,250
	TOTAL	\$5,054,717
2029-2030	Operational Capital	\$3,154,448
	Capital Projects	\$14,771,000
	TOTAL	\$17,925,448
AIRPORT CAPITAL IMPROVEMENT PLAN		
FISCAL YEAR	PROJECTS	TOTAL PROJECT COST
2025 - 2026	Capital Projects	\$550,000
2026 - 2027	Capital Projects	\$1,050,000
2027 - 2028	Capital Projects	\$1,500,000
2028 - 2029	Capital Projects	\$4,700,000
2029 - 2030	Capital Projects	\$7,480,000
	TOTAL	\$15,280,000

Town of Farmville



Operational Capital Projects

Town of Farmville, Virginia

2026-2030 5YRCIP - Operations - Vehicles, Equipment, Furniture, and Fixtures

LEGISLATIVE DEPARTMENT

Fiscal Year:

FY2025-26

ITEM	Quantity	Unit Cost	Annual M&O Cost	Total Cost
DESKTOP COMPUTER <i>Replacement: replace the Clerk of Council's computer</i>	1	\$2,200	\$0	\$2,200
IPAD <i>Replacement: replace the Clerk of Council's Ipad and Otterbox</i>	1	\$1,200	\$0	\$1,200
Total Operating Capital Outlay - FY 2025-26 =				\$3,400
Annual Maintenance & Operations Cost =				\$0

Fiscal Year:

FY2026-27

ITEM	Quantity	Unit Cost	Annual M&O Cost	Total Cost
IPADS <i>Election year (possible need for three Ipads for new Councilmembers)</i>	3	\$1,400	\$0	\$4,200
Total Operating Capital Outlay - FY 2026-27 =				\$4,200
Annual Maintenance & Operations Cost =				\$0

Town of Farmville, Virginia

2026-2030 5YRCIP - Operations - Vehicles, Equipment, Furniture, and Fixtures

LEGISLATIVE DEPARTMENT

Fiscal Year:

FY2027-28

ITEM	Quantity	Unit Cost	Annual M&O Cost	Total Cost
PRINTER <i>Replacement: replace the Clerk of Council's local printer</i>	1	\$400	\$0	\$400
Total Operating Capital Outlay - FY 2027-28 =				\$400
Annual Maintenance & Operations Cost =				\$0

Fiscal Year:

FY2028-29

ITEM	Quantity	Unit Cost	Annual M&O Cost	Total Cost
IPADS <i>Election year (possible need for three Ipads for new Councilmembers)</i>	3	\$1,400	\$0	\$4,200
Total Operating Capital Outlay - FY 2028-29 =				\$4,200
Annual Maintenance & Operations Cost =				\$0

Fiscal Year:

FY2029-30

ITEM	Quantity	Unit Cost	Annual M&O Cost	Total Cost
NO CAPITAL NEEDS CURRENTLY IDENTIFIED FOR THIS FISCAL YEAR				\$0
Total Operating Capital Outlay - FY 2029-30 =				\$0
Annual Maintenance & Operations Cost =				\$0

Town of Farmville, Virginia

2026-2030 5YRCIP - Operations - Vehicles, Equipment, Furniture, and Fixtures

TOWN MANAGER OFFICE

Fiscal Year:

FY2025-26

ITEM	Quantity	Unit Cost	Annual M&O Cost	Total Cost
IPAD <i>Replacement: replace the Executive Assistant's Ipad and Otterbox. Current Ipad is outdated and the battery does not hold charge.</i>	1	\$1,200	\$0	\$1,200

Total Operating Capital Outlay - FY 2025-26 = \$1,200

Annual Maintenance & Operations Cost = \$0

Fiscal Year:

FY2026-27

ITEM	Quantity	Unit Cost	Annual M&O Cost	Total Cost
LAPTOP <i>Replacement: replace the Human Resources laptop</i>	1	\$3,000	\$0	\$3,000
Conference Room Chairs <i>Replacement: Replace chairs in the Town Manager's Conference Room. The current chairs are in need of repair and have visible damage from normal usage and were purchased in 2007.</i>	20	\$350	\$0	\$7,000
Executive Desk <i>Replacement: Replace executive desk in the Town Manager's Office. Current desk has visible damage from normal usage and was purchased in 2007.</i>	1	\$5,000	\$0	\$5,000

Total Operating Capital Outlay - FY 2026-27 = \$15,000

Annual Maintenance & Operations Cost = \$0

Town of Farmville, Virginia

2026-2030 5YRCIP - Operations - Vehicles, Equipment, Furniture, and Fixtures

TOWN MANAGER OFFICE

Fiscal Year:

FY2027-28

ITEM	Quantity	Unit Cost	Annual M&O Cost	Total Cost
DESKTOP COMPUTER <i>Replacement: Replace Executive Assistant's desktop computer and printer</i>	1	\$3,000	\$0	\$3,000
Total Operating Capital Outlay - FY 2027-28 =				\$3,000
Annual Maintenance & Operations Cost =				\$0

FY2028-29

ITEM	Quantity	Unit Cost	Annual M&O Cost	Total Cost
LAPTOP <i>Replacement: Replace Town Manager's computer</i>	1	\$4,000	\$0	\$4,000
Total Operating Capital Outlay - FY 2028-29 =				\$4,000
Annual Maintenance & Operations Cost =				\$0

Fiscal Year:

FY2029-30

ITEM	Quantity	Unit Cost	Annual M&O Cost	Total Cost
NO CAPITAL NEEDS CURRENTLY IDENTIFIED FOR THIS FISCAL YEAR				
Total Operating Capital Outlay - FY 2029-30 =				\$0
Annual Maintenance & Operations Cost =				\$0

Town of Farmville, Virginia

2026-2030 5YRCIP - Operations - Vehicles, Equipment, Furniture, and Fixtures

FINANCE DEPARTMENT

Fiscal Year:

FY2025-26

ITEM	Quantity	Unit Cost	Annual M&O Cost	Total Cost
LAPTOP COMPUTER	2	\$1,850	\$0	\$3,700
<i>Replacement: Replace the Finance Director's laptop that was purchased in 2022. In addition, switch out the Payroll Clerk desktop computer to a laptop - the desktop can go up front to the handicap workstation.</i>				

Total Operating Capital Outlay - FY 2025-26 = \$3,700

Annual Maintenance & Operations Cost = \$0

Fiscal Year:

FY2026-27

ITEM	Quantity	Unit Cost	Annual M&O Cost	Total Cost
NO CAPITAL NEEDS CURRENTLY IDENTIFIED FOR THIS FISCAL YEAR				

Total Operating Capital Outlay - FY 2026-27 = \$0

Annual Maintenance & Operations Cost = \$0

Town of Farmville, Virginia

2026-2030 5YRCIP - Operations - Vehicles, Equipment, Furniture, and Fixtures

FINANCE DEPARTMENT

Fiscal Year:

FY2027-28

ITEM	Quantity	Unit Cost	Annual M&O Cost	Total Cost
DESKTOP COMPUTERS <i>Replacement: replace two desktop computers that were purchased in 2024. Replace with Intel Core, 8 GB RAM or more, upgrade to newest version of Windows Professional, and 3 year onsite maintenance</i>	2	\$1,700	\$0	\$3,400
COMPUTER MONITORS <i>Replacement: replace two LCD Flat Panel Monitors that were purchased in 2024.</i>	2	\$400	\$0	\$800
TECHNICAL ASSISTANCE <i>Transfer data and software from old PC's to new PC's, set up printers and workstations, install newest version of Windows, etc.</i>	1	\$5,000	\$0	\$5,000
Total Operating Capital Outlay - FY 2027-28 =				\$9,200
Annual Maintenance & Operations Cost =				\$0

Town of Farmville, Virginia

2026-2030 5YRCIP - Operations - Vehicles, Equipment, Furniture, and Fixtures

FINANCE DEPARTMENT

Fiscal Year:

FY2028-29

ITEM	Quantity	Unit Cost	Annual M&O Cost	Total Cost
DESKTOP COMPUTERS <i>Replacement: replace three desktop computers that were purchased in 2024. Replace with Intel Core, 8 GB RAM or more, upgrade to newest version of Windows Professional, and 3 year onsite maintenance</i>	3	\$1,700	\$0	\$5,100
LAPTOP COMPUTER <i>Replacement: replace the procurement/grant writing laptop that was purchased in 2024.</i>	1	\$1,750	\$0	\$1,750
COMPUTER MONITORS <i>Replacement: replace four LCD Flat Panel Monitors that were purchased in 2024.</i>	4	\$400	\$0	\$1,600
TECHNICAL ASSISTANCE <i>Transfer data and software from old PC's to new PC's, set up printers and workstations, install newest version of Windows, etc.</i>	1	\$5,000	\$0	\$5,000
Total Operating Capital Outlay - FY 2028-29 =				\$13,450
Annual Maintenance & Operations Cost =				\$0

Fiscal Year:

FY2029-30

ITEM	Quantity	Unit Cost	Annual M&O Cost	Total Cost
LAPTOP COMPUTER <i>Replacement: Replace the Finance Director's and Payroll Clerk's laptop that was purchased in 2022.</i>	2	\$2,000	\$0	\$4,000
Total Operating Capital Outlay - FY 2029-30 =				\$4,000
Annual Maintenance & Operations Cost =				\$0

Town of Farmville, Virginia

2026-2030 5YRCIP - Operations - Vehicles, Equipment, Furniture, and Fixtures

INFORMATION TECHNOLOGY

Fiscal Year:

FY2025-26

ITEM	Quantity	Unit Cost	Annual M&O Cost	Total Cost
LUMEN <i>Telephone system for Town Hall and Public Works (5% increase)</i>	1	\$4,733	\$0	\$4,733
CLOUD PERMIT 6500	1	\$22,000	\$0	\$22,000
CIVICENGAGE	1	\$13,709	\$0	\$13,709
CIVICCLERK	1	\$4,098	\$0	\$4,098
CIVICPLUS MUNICODE	1	\$4,678	\$0	\$4,678
FIREWALLS	5	\$3,407	\$0	\$17,035
COMPUTERS UPGRADES <i>Replacement: Upgrade current computers</i>	2	\$1,300	\$0	\$2,600
OPENGOV	1	\$37,000	\$0	\$37,000
NEW SERVER <i>New server for the police department</i>	1	\$12,000	\$0	\$12,000
Total Operating Capital Outlay - FY 2025-26 =				\$117,853
Annual Maintenance & Operations Cost =				\$0

Town of Farmville, Virginia

2026-2030 5YRCIP - Operations - Vehicles, Equipment, Furniture, and Fixtures

INFORMATION TECHNOLOGY

Fiscal Year:

FY2026-27

ITEM	Quantity	Unit Cost	Annual M&O Cost	Total Cost
LUMEN <i>Telephone system for Town Hall and Public Works (5% increase)</i>	1	\$4,970	\$0	\$4,970
CLOUD PERMIT 6500	1	\$22,000	\$0	\$22,000
CIVICENGAGE	1	\$15,080	\$0	\$15,080
CIVICCLERK	1	\$4,508	\$0	\$4,508
CIVICPLUS MUNICODE	1	\$5,146	\$0	\$5,146
FIREWALLS	5	\$3,407	\$0	\$17,035
SCANNING	1	\$100,000	\$0	\$100,000
NEW PHONE SYSTEM <i>Replace and update the current phone system</i>	1	\$100,000	\$0	\$100,000

Total Operating Capital Outlay - FY 2026-27 = **\$268,739**

Annual Maintenance & Operations Cost = **\$0**

Town of Farmville, Virginia

2026-2030 5YRCIP - Operations - Vehicles, Equipment, Furniture, and Fixtures

INFORMATION TECHNOLOGY

Fiscal Year:

FY2027-28

ITEM	Quantity	Unit Cost	Annual M&O Cost	Total Cost
LUMEN <i>Telephone system for Town Hall and Public Works (5% increase)</i>	1	\$5,219	\$0	\$5,219
CLOUD PERMIT 6500	1	\$24,200	\$0	\$24,200
CIVICENGAGE	1	\$16,588	\$0	\$16,588
CIVICCLERK	1	\$4,958	\$0	\$4,958
CIVICPLUS MUNICODE	1	\$5,661	\$0	\$5,661
FIREWALLS	5	\$3,748	\$0	\$18,740
DOOR CARD SYSTEM	1	\$75,000	\$0	\$75,000

Total Operating Capital Outlay - FY 2027-28 = **\$150,366**

Annual Maintenance & Operations Cost = **\$0**

Town of Farmville, Virginia

2026-2030 5YRCIP - Operations - Vehicles, Equipment, Furniture, and Fixtures

INFORMATION TECHNOLOGY

Fiscal Year:

FY2028-29

ITEM	Quantity	Unit Cost	Annual M&O Cost	Total Cost
LUMEN <i>Telephone system for Town Hall and Public Works (5% increase)</i>	1	\$5,480	\$0	\$5,480
CLOUD PERMIT 6500	1	\$26,620	\$0	\$26,620
CIVICENGAGE	1	\$18,247	\$0	\$18,247
CIVICCLERK	1	\$5,454	\$0	\$5,454
CIVICPLUS MUNICODE	1	\$6,227	\$0	\$6,227
FIREWALLS	5	\$4,310	\$0	\$21,550

Total Operating Capital Outlay - FY 2028-29 = **\$83,578**

Annual Maintenance & Operations Cost = **\$0**

Town of Farmville, Virginia

2026-2030 5YRCIP - Operations - Vehicles, Equipment, Furniture, and Fixtures

INFORMATION TECHNOLOGY

Fiscal Year:

FY2029-30

ITEM	Quantity	Unit Cost	Annual M&O Cost	Total Cost
LUMEN <i>Telephone system for Town Hall and Public Works (5% increase)</i>	1	\$5,754	\$0	\$5,754
CLOUD PERMIT 6500	1	\$29,300	\$0	\$29,300
CIVICENGAGE	1	\$20,100	\$0	\$20,100
CIVICCLERK	1	\$6,000	\$0	\$6,000
CIVICPLUS MUNICODE	1	\$6,850	\$0	\$6,850
FIREWALLS	5	\$4,741	\$0	\$23,705

Total Operating Capital Outlay - FY 2029-30 = **\$91,709**

Annual Maintenance & Operations Cost = **\$0**

Town of Farmville, Virginia

2026-2030 5YRCIP - Operations - Vehicles, Equipment, Furniture, and Fixtures

POLICE DEPARTMENT

Fiscal Year:

FY2025-26

ITEM	Quantity	Unit Cost	Annual M&O Cost	Total Cost
<p>NEW PATROL VEHICLES <i>Replacement; Routine annual upgrade of departmental patrol vehicles consistent with replacement schedule. Updating vehicle pool is essential to meeting increased demand for police/patrol services and for maintaining existing officer safety and service levels. Not replacing the current vehicles will negatively impact service and increase maintenance costs. (Costs are for Ford SUV)</i></p>	5	\$47,200	\$0	\$236,000
<p>OUTFITTING NEW PATROL VEHICLES <i>Labor to strip old cars and install lights, sirens, push bumpers, other electronics needed to safely and efficiently operate patrol vehicles</i></p>	5	\$15,000	\$0	\$75,000
<p>FLOCK SURVEILLANCE CAMERAS <i>Begin replacement of 5 old intersection traffic cameras that are end of life. Replacement with Flock will modernize and coincide with current Flock LPR cameras, centralizing storage and ability to review, and enhance security within the Town of Farmville. Price includes installation, and lifetime replacement cost of cameras.</i></p>	5	\$2,500	\$0	\$12,500
<p>TASERS <i>Replacement: 25 new tasers. Current tasers are at the end of their life span. Must upgrade to the newest version. Price includes training two officers, all material needed for recertification and training aids. Cost can be split over 5 years with payments of \$25,739.00.</i></p>	25	\$1,030	\$0	\$25,739
<p>FIRST NET <i>18 new cellphones for patrol officers. This price is reflecting a \$3,600 promotional credit. Officers are now challenged with many different apps, taking and submitting photos, 2 prong identifiers to operate equipment on a daily basis. This triggers their personal phones being subject to being subpoenaed for evidence.</i></p>	18	\$502	\$0	\$9,036

Total Operating Capital Outlay - FY 2025-26 = **\$358,275**

Annual Maintenance & Operations Cost = **\$0**

Town of Farmville, Virginia

2026-2030 5YRCIP - Operations - Vehicles, Equipment, Furniture, and Fixtures

POLICE DEPARTMENT

Fiscal Year:

FY2026-27

ITEM	Quantity	Unit Cost	Annual M&O Cost	Total Cost
<p>NEW PATROL VEHICLES <i>Replacement; Routine annual upgrade of departmental patrol vehicles consistent with replacement schedule. Updating vehicle pool is essential to meeting increased demand for police/patrol services and for maintaining existing officer safety and service levels. Not replacing the current vehicles will negatively impact service and increase maintenance costs. (Costs are for Ford SUV)</i></p>	5	\$48,000	\$0	\$240,000
<p>OUTFITTING NEW PATROL VEHICLES <i>Labor to strip old cars and install lights, sirens, push bumpers, other electronics needed to safely and efficiently operate patrol vehicles.</i></p>	5	\$18,500	\$0	\$92,500
<p>TASERS <i>Replacement: 25 new tasers. Current tasers are at the end of their life span. Must upgrade to the newest version. Price includes training two officers, all material needed for recertification and training aids. Cost can be split over 5 years with payments of \$25,739.00.</i></p>	25	\$1,030	\$0	\$25,739
<p>FLOCK SURVEILLANCE CAMERAS <i>Continue replacement of 3 old intersection traffic cameras that are end of life. Replacement with Flock will modernize and coincide with current Flock LPR cameras, centralizing storage and ability to review, and enhance security within the Town of Farmville. Price includes installation, and lifetime replacement cost of cameras.</i></p>	8	\$2,500	\$0	\$20,000

Total Operating Capital Outlay - FY 2026-27 = **\$378,239**

Annual Maintenance & Operations Cost = **\$0**

Town of Farmville, Virginia

2026-2030 5YRCIP - Operations - Vehicles, Equipment, Furniture, and Fixtures

POLICE DEPARTMENT

Fiscal Year:

FY2027-28

ITEM	Quantity	Unit Cost	Annual M&O Cost	Total Cost
<p>TASERS</p> <p><i>Replacement: 25 new tasers. Current tasers are at the end of their life span. Must upgrade to the newest version. Price includes training two officers, all material needed for recertification and training aids. Cost can be split over 5 years with payments of \$25,739.00.</i></p>	25	\$1,030	\$0	\$25,739
<p>NEW PATROL VEHICLES</p> <p><i>Replacement; Routine annual upgrade of departmental patrol vehicles consistent with replacement schedule. Updating vehicle pool is essential to meeting increased demand for police/patrol services and for maintaining existing officer safety and service levels. Not replacing the current vehicles will negatively impact service and increase maintenance costs. (Costs are for Ford SUV)</i></p>	5	\$50,000	\$0	\$250,000
<p>OUTFITTING NEW PATROL VEHICLES</p> <p><i>Labor to strip old cars and install lights, sirens, push bumpers, other electronics needed to safely and efficiently operate patrol vehicles</i></p>	5	\$20,000	\$0	\$100,000
Total Operating Capital Outlay - FY 2027-28 =				\$375,739
Annual Maintenance & Operations Cost =				\$0

Town of Farmville, Virginia

2026-2030 5YRCIP - Operations - Vehicles, Equipment, Furniture, and Fixtures

POLICE DEPARTMENT

Fiscal Year:

FY2028-29

ITEM	Quantity	Unit Cost	Annual M&O Cost	Total Cost
<p>TASERS</p> <p><i>Replacement: 25 new tasers. Current tasers are at the end of their life span. Must upgrade to the newest version. Price includes training two officers, all material needed for recertification and training aids. Cost can be split over 5 years with payments of \$25,739.00.</i></p>	25	\$1,030	\$0	\$25,739
<p>NEW PATROL VEHICLES</p> <p><i>Replacement; Routine annual upgrade of departmental patrol vehicles consistent with replacement schedule. Updating vehicle pool is essential to meeting increased demand for police/patrol services and for maintaining existing officer safety and service levels. Not replacing the current vehicles will negatively impact service and increase maintenance costs. (Costs are for Ford SUV)</i></p>	5	\$55,000	\$0	\$275,000
<p>OUTFITTING NEW PATROL VEHICLES</p> <p><i>Labor to strip old cars and install lights, sirens, push bumpers, other electronics needed to safely and efficiently operate patrol vehicles</i></p>	5	\$22,500	\$0	\$112,500
Total Operating Capital Outlay - FY 2028-29 =				\$413,239
Annual Maintenance & Operations Cost =				\$0

Town of Farmville, Virginia

2026-2030 5YRCIP - Operations - Vehicles, Equipment, Furniture, and Fixtures

POLICE DEPARTMENT

Fiscal Year:

FY2029-30

ITEM	Quantity	Unit Cost	Annual M&O Cost	Total Cost
<p>TASERS</p> <p><i>Replacement: 25 new tasers. Current tasers are at the end of their life span. Must upgrade to the newest version. Price includes training two officers, all material needed for recertification and training aids. Cost can be split over 5 years with payments of \$25,739.00.</i></p>	25	\$1,030	\$0	\$25,739
<p>NEW PATROL VEHICLES</p> <p><i>Replacement; Routine annual upgrade of departmental patrol vehicles consistent with replacement schedule. Updating vehicle pool is essential to meeting increased demand for police/patrol services and for maintaining existing officer safety and service levels. Not replacing the current vehicles will negatively impact service and increase maintenance costs. (Costs are for Ford SUV)</i></p>	5	\$55,000	\$0	\$275,000
<p>OUTFITTING NEW PATROL VEHICLES</p> <p><i>Labor to strip old cars and install lights, sirens, push bumpers, other electronics needed to safely and efficiently operate patrol vehicles</i></p>	5	\$25,000	\$0	\$125,000
Total Operating Capital Outlay - FY 2029-30 =				\$425,739
Annual Maintenance & Operations Cost =				\$0

Town of Farmville, Virginia

2026-2030 5YRCIP - Operations - Vehicles, Equipment, Furniture, and Fixtures

FARMVILLE COMMUNICATIONS (E-911)

Fiscal Year:

FY2025-26

ITEM	Quantity	Unit Cost	Annual M&O Cost	Total Cost
CONSOLE UPGRADE/CENTER REMODEL - ENGINEERING & DESIGN <i>Upgrading console furniture adding an additional consoles (Cost is undetermined at this time)</i>			\$0	\$0
DESKTOP COMPUTERS <i>Upgrade VCIN computer, Supervisor Terminal, 2 EOC laptops, and Manager's Office</i>	5	\$2,500	\$0	\$12,500
Total Operating Capital Outlay - FY 2025-26 =				\$12,500
Annual Maintenance & Operations Cost =				\$0

Fiscal Year:

FY2026-27

ITEM	Quantity	Unit Cost	Annual M&O Cost	Total Cost
CONSOLE UPGRADE/CENTER REMODEL - CONSTRUCTION <i>Possibly have to occur over 2 years (Cost underdetermined)</i>			\$0	\$0
Total Operating Capital Outlay - FY 2026-27 =				\$0
Annual Maintenance & Operations Cost =				\$0

Fiscal Year:

FY2027-28

ITEM	Quantity	Unit Cost	Annual M&O Cost	Total Cost
DESKTOP COMPUTERS <i>Computer replacement, desktop computers, CAD, Longwood</i>	6	\$2,500	\$0	\$15,000
Total Operating Capital Outlay - FY 2027-28 =				\$15,000
Annual Maintenance & Operations Cost =				\$0

Town of Farmville, Virginia

2026-2030 5YRCIP - Operations - Vehicles, Equipment, Furniture, and Fixtures

FARMVILLE COMMUNICATIONS (E-911)

Fiscal Year:

FY2028-29

ITEM	Quantity	Unit Cost	Annual M&O Cost	Total Cost
UPS BATTERIES <i>Replace batteries every 5 years</i>	1	\$6,000	\$0	\$6,000

Total Operating Capital Outlay - FY 2028-29 = **\$6,000**

Annual Maintenance & Operations Cost = **\$0**

Fiscal Year:

FY2029-30

ITEM	Quantity	Unit Cost	Annual M&O Cost	Total Cost
NEW RECORDER <i>Adding a recorder</i>				\$0

Total Operating Capital Outlay - FY 2029-30 = **\$0**

Annual Maintenance & Operations Cost = **\$0**

Town of Farmville, Virginia

2026-2030 5YRCIP - Operations - Vehicles, Equipment, Furniture, and Fixtures

FARMVILLE FIRE DEPARTMENT

Fiscal Year:

FY2025-26

ITEM	Quantity	Unit Cost	Annual M&O Cost	Total Cost
<p>LADDER TRUCK <i>Replacement: The current ladder truck is a 2005 model. Maintenance cost on older vehicle of this size become costly. The ladder truck is vital to protecting the large structures throughout Farmville to include Longwood University.</i></p>	1	\$3,000,000	\$0	\$3,000,000
<p>BATTERY COMBI TOOL <i>Replacement: Used for extrication. This tool would replace the current tools on the engine with a single tool that is more versital and able to cut higher strength metals than our current tools.</i></p>	1	\$20,000	\$0	\$20,000
<p>NEW FIRE RADIOS SYSTEM <i>The Town's portions towards the new fire radio system with Prince Edward County</i></p>	1	\$327,228	\$0	\$327,228
<p>REPLACE CHIEF VEHICLE <i>Replacement: The current Chief's vehicle is a 2017 Explorer with over 80,000 miles. The replacement would be a pickup truck with room for equipment storage and the ability to pull heavy station trailers if needed.</i></p>	1	\$85,000	\$0	\$85,000
Total Operating Capital Outlay - FY 2025-26 =				\$3,432,228
			Annual Maintenance & Operations Cost =	\$0

Town of Farmville, Virginia

2026-2030 5YRCIP - Operations - Vehicles, Equipment, Furniture, and Fixtures

FARMVILLE FIRE DEPARTMENT

Fiscal Year:

FY2026-27

ITEM	Quantity	Unit Cost	Annual M&O Cost	Total Cost
DESKTOP COMPUTER <i>Replacement: Replace the Fire Chief's desktop computer. Current computer experiences some lag and is currently about 3 years old.</i>	1	\$2,000	\$0	\$2,000
Total Operating Capital Outlay - FY 2026-27 =				\$2,000
Annual Maintenance & Operations Cost =				\$0

Fiscal Year:

FY2027-28

ITEM	Quantity	Unit Cost	Annual M&O Cost	Total Cost
DESKTOP COMPUTER <i>Replacement: Replace the computer that is used by all department personnel for training and completing reports. Current computer is over 3 years old.</i>	1	\$2,000	\$0	\$2,000
Total Operating Capital Outlay - FY 2027-28 =				\$2,000
Annual Maintenance & Operations Cost =				\$0

Fiscal Year:

FY2028-29

ITEM	Quantity	Unit Cost	Annual M&O Cost	Total Cost
NO CAPITAL NEEDS CURRENTLY IDENTIFIED FOR THIS FISCAL YEAR				
Total Operating Capital Outlay - FY 2028-29 =				\$0
Annual Maintenance & Operations Cost =				\$0

Town of Farmville, Virginia

2026-2030 5YRCIP - Operations - Vehicles, Equipment, Furniture, and Fixtures

FARMVILLE FIRE DEPARTMENT

Fiscal Year:

FY2029-30

ITEM	Quantity	Unit Cost	Annual M&O Cost	Total Cost
TANKER 1 VEHICLE <i>Replacement: The current tanker vehicle is a 1995 model. Due to the age of the vehicle, it would need to be replaced.</i>	1	\$750,000	\$0	\$750,000
Total Operating Capital Outlay - FY 2029-30 =				\$750,000
Annual Maintenance & Operations Cost =				\$0

Town of Farmville, Virginia

2026-2030 5YRCIP - Operations - Vehicles, Equipment, Furniture, and Fixtures

COMMUNITY DEVELOPMENT

Fiscal Year:

FY2025-26

ITEM	Quantity	Unit Cost	Annual M&O Cost	Total Cost
DESKTOP COMPUTER <i>Replacement: (Administrative Assistant) - Desktop computer station with dual monitors and keyboard for general departmental use; will replace departmental computer at recommended IT lifecycle management (5 years); essential for maintaining existing service levels</i>	1	\$3,000	\$0	\$3,000
Total Operating Capital Outlay - FY 2025-26 =				\$3,000
Annual Maintenance & Operations Cost =				\$0

Fiscal Year:

FY2026-27

ITEM	Quantity	Unit Cost	Annual M&O Cost	Total Cost
VGIN AERIAL PRODUCTS <i>Updates: (Department) - VGIN Aerial products - aerials, building footprints, and contour updates. Cost will be broken in two budget years</i>	1	\$15,350	\$0	\$15,350
DESKTOP COMPUTER <i>Replacement: (Inspection) - Desktop computer station with dual monitors and keyboard for general departmental use; will replace departmental computer at recommended IT lifecycle management (5 years); essential for maintaining existing service levels</i>	1	\$3,000	\$0	\$3,000
Total Operating Capital Outlay - FY 2026-27 =				\$18,350
Annual Maintenance & Operations Cost =				\$0

Town of Farmville, Virginia

2026-2030 5YRCIP - Operations - Vehicles, Equipment, Furniture, and Fixtures

COMMUNITY DEVELOPMENT

Fiscal Year:

FY2027-28

ITEM	Quantity	Unit Cost	Annual M&O Cost	Total Cost
DESKTOP COMPUTER	1	\$3,000	\$0	\$3,000
<i>Replacement: (Director) - Desktop computer with dual monitors and keyboard for general departmental use; will replace departmental computer at recommended IT lifecycle management (5 years); essential for maintaining existing service levels.</i>				
VGIN AERIAL PRODUCTS	1	\$15,350	\$0	\$15,350
<i>Updates: (Department) - VGIN Aerial products - aerials, building footprints, and contour updates. Cost will be broken in two budget years</i>				
Total Operating Capital Outlay - FY 2027-28 =				\$18,350
Annual Maintenance & Operations Cost =				\$0

Fiscal Year:

FY2028-29

ITEM	Quantity	Unit Cost	Annual M&O Cost	Total Cost
\$0				
NO CAPITAL NEEDS CURRENTLY IDENTIFIED FOR THIS FISCAL YEAR				
Total Operating Capital Outlay - FY 2028-29 =				\$0
Annual Maintenance & Operations Cost =				\$0

Fiscal Year:

FY2029-30

ITEM	Quantity	Unit Cost	Annual M&O Cost	Total Cost
PLOTTER	1	\$6,000	\$0	\$6,000
<i>Replacement: Replace the current plotter</i>				
Total Operating Capital Outlay - FY 2029-30 =				\$6,000
Annual Maintenance & Operations Cost =				\$0

Town of Farmville, Virginia

2026-2030 5YRCIP - Operations - Vehicles, Equipment, Furniture, and Fixtures

FARMVILLE AREA BUS

Fiscal Year:

FY2025-26

ITEM	Quantity	Unit Cost	Annual M&O Cost	Total Cost
19 PASSENGER BOC BUS <i>Replacement: replace bus that have surpassed the useful life. Replacing Bus 824. Quote was for \$159,610 but I added on 5% in case of an increase.</i>	1	\$167,591	\$6,000	\$167,591
BUS SHELTERS <i>New: Adding bus shelters at social service, Parkview Garden, and Papa Johns. DRPT advised that although no federal funds would be used on this purchase, they will keep the local share at 4%. This figure includes engineering/design, surveying and installation. This figure was calculated by a DRPT project engineer.</i>	3	\$43,113	\$3,000	\$129,339
Total Operating Capital Outlay - FY 2025-26 =				\$296,930
Annual Maintenance & Operations Cost =				\$9,000

Fiscal Year:

FY2026-27

ITEM	Quantity	Unit Cost	Annual M&O Cost	Total Cost
19 PASSENGER BOC BUS <i>Replacement: replace bus that has surpassed its useful life. Replacing Bus 806.</i>	1	\$172,000	\$6,000	\$172,000
Total Operating Capital Outlay - FY 2026-27 =				\$172,000
Annual Maintenance & Operations Cost =				\$6,000

Town of Farmville, Virginia

2026-2030 5YRCIP - Operations - Vehicles, Equipment, Furniture, and Fixtures

FARMVILLE AREA BUS

Fiscal Year:

FY2027-28

ITEM	Quantity	Unit Cost	Annual M&O Cost	Total Cost
19 PASSENGER BOC BUS	2	\$180,000	\$12,000	\$360,000

Replacement: replace buses that have surpassed the useful life. Replacing buses 823 & 826.

Total Operating Capital Outlay - FY 2027-28 = \$360,000

Annual Maintenance & Operations Cost = \$12,000

Fiscal Year:

FY2028-29

ITEM	Quantity	Unit Cost	Annual M&O Cost	Total Cost
DESKTOP COMPUTERS AND PRINTERS	2	\$2,500	\$1,000	\$5,000

Replacement: Replace the two administrative desktop computers and printers.

PARATRANSIT MINIVAN	2	\$69,000	\$12,000	\$138,000
----------------------------	---	----------	----------	-----------

Replacement: Replace vans that have surpassed their useful life. Replacing vans 814 and 816

Total Operating Capital Outlay - FY 2028-29 = \$143,000

Annual Maintenance & Operations Cost = \$13,000

Fiscal Year:

FY2029-30

ITEM	Quantity	Unit Cost	Annual M&O Cost	Total Cost
RESEAL BAY FLOORS	1	\$50,000	\$0	\$50,000

Sealing bay floors.

Total Operating Capital Outlay - FY 2029-30 = \$50,000

Annual Maintenance & Operations Cost = \$0

Town of Farmville, Virginia

2026-2030 5YRCIP - Operations - Vehicles, Equipment, Furniture, and Fixtures

RECREATION DEPARTMENT

Fiscal Year:

FY2025-26

ITEM	Quantity	Unit Cost	Annual M&O Cost	Total Cost
<i>NO CAPITAL NEEDS CURRENTLY IDENTIFIED FOR THIS FISCAL YEAR</i>				
Total Operating Capital Outlay - FY 2025-26 =				\$0
Annual Maintenance & Operations Cost =				\$0

Fiscal Year:

FY2026-27

ITEM	Quantity	Unit Cost	Annual M&O Cost	Total Cost
HAYNES STREET PARK PLAYGROUND EQUIPMENT <i>Additional playground and park equipment for the future plans of the park. Potentially, Field Space area and renovating swing set. We will have to consider the layout of the area before addressing the basketball court and other areas. Currently looking at quotes for structures to add to the current layout.</i>	1	\$15,000	\$0	\$15,000
ANDREWS DRIVE PARK PLAYGROUND EQUIPMENT <i>Quotes for repaving the basketball court and replacing nets at the site. Discussing quote with Harold Collins Clearing and Grading.</i>	1	\$10,000	\$0	\$10,000
FITNESS AREA RENOVATION AT WILCK'S LAKE <i>Updating workout equipment at Wilck's Lake</i>	1	\$25,000	\$0	\$25,000
Total Operating Capital Outlay - FY 2026-27 =				\$40,000
Annual Maintenance & Operations Cost =				\$0

Town of Farmville, Virginia

2026-2030 5YRCIP - Operations - Vehicles, Equipment, Furniture, and Fixtures

RECREATION DEPARTMENT

Fiscal Year:

FY2027-28

ITEM	Quantity	Unit Cost	Annual M&O Cost	Total Cost
GROVE STREET PARK PLAYGROUND EQUIPMENT <i>Additional playground and park equipment to update the slide and merry go round at park. Currently looking at quotes for structures to add to the current layout.</i>	1	\$25,000	\$0	\$25,000

Total Operating Capital Outlay - FY 2027-28 = **\$25,000**

Annual Maintenance & Operations Cost = **\$0**

Fiscal Year:

FY2028-29

ITEM	Quantity	Unit Cost	Annual M&O Cost	Total Cost
ANDREW DRIVE PARK PLAYGROUND EQUIPMENT <i>Additional playground set to set up for an older age range for the park. Currently looking at quotes for structures to add to the current layout.</i>	1	\$28,000	\$0	\$28,000

Total Operating Capital Outlay - FY 2028-29 = **\$28,000**

Annual Maintenance & Operations Cost = **\$0**

Fiscal Year:

FY2029-30

ITEM	Quantity	Unit Cost	Annual M&O Cost	Total Cost
FARMVILLE BLUEWAY RENOVATION <i>Renovations will include landings and waterways access. Renovation may include cleanup processes to make the Farmville Blueway and Wilck's Lake more accessible.</i>	1	\$20,000	\$0	\$20,000

Total Operating Capital Outlay - FY 2029-30 = **\$20,000**

Annual Maintenance & Operations Cost = **\$0**

Town of Farmville, Virginia

2026-2030 5YRCIP - Operations - Vehicles, Equipment, Furniture, and Fixtures

MAINTENANCE - BUILDINGS AND GROUNDS

Fiscal Year:

FY2025-26

ITEM	Quantity	Unit Cost	Annual M&O Cost	Total Cost
LARGE DINING ROOM TABLES <i>Replacement: Replace two large dining room type tables at the Train Station due to age.</i>	2	\$2,750	\$0	\$5,500
PAINT SECOND FLOOR OF TOWN HALL <i>Interior walls of the building have not been painted since the original in 2007. Walls have visible damage and stains.</i>	1	\$30,000	\$0	\$30,000
PAINT INTERIOR OF FARMER'S MARKET <i>Replacement: Paint interior of Farmer's Market.</i>	1	\$25,000	\$0	\$25,000
BATHROOM COUNTER AT SPORTS ARENA <i>Replacement: Replace counter in the Women's restroom at the Fireman's Sports Arena due to wear and tear.</i>	1	\$1,500	\$0	\$1,500
FLOOR CLEANING MACHINE <i>New purchase: Purchase floor cleaning machine to clean floors at Fireman's Sports Arena</i>	1	\$4,500	\$0	\$4,500
KITCHEN COUNTERTOP <i>Replace kitchen countertop at Sports Arena due to wear and tear.</i>	1	\$1,200	\$0	\$1,200
Total Operating Capital Outlay - FY 2025-26 =				\$67,700
Annual Maintenance & Operations Cost =				\$0

Town of Farmville, Virginia

2026-2030 5YRCIP - Operations - Vehicles, Equipment, Furniture, and Fixtures

MAINTENANCE - BUILDINGS AND GROUNDS

Fiscal Year:

FY2026-27

ITEM	Quantity	Unit Cost	Annual M&O Cost	Total Cost
SOFAS -TRAIN STATION <i>Replacement: Replace Sofas at Train Station (4) due to wear and tear from use</i>	4	\$1,500	\$0	\$6,000
DECORATIVE FURNITURE - TRAIN STATION <i>Replacement: Replace coffe tables (2), decorative & end tables (5) and chairs (4)at the Farmville Train Station</i>	1	\$3,100	\$0	\$3,100
PICNIC TABLES (14) <i>Replace picnic tables (14) at Wilck's Lake, due to weathering.</i>	14	\$700	\$0	\$9,800
FOLDING TABLES (12) <i>Replace twelve (12) folding tables at Train Station.</i>	1	\$1,200	\$0	\$1,200
REPLACE CARPETING <i>Replace carpeting on stage at Sports Arena.</i>	1	\$1,000	\$0	\$1,000
Total Operating Capital Outlay - FY 2026-27 =				\$21,100
Annual Maintenance & Operations Cost =				\$0

Town of Farmville, Virginia

2026-2030 5YRCIP - Operations - Vehicles, Equipment, Furniture, and Fixtures

MAINTENANCE - BUILDINGS AND GROUNDS

Fiscal Year:

FY2027-28

ITEM	Quantity	Unit Cost	Annual M&O Cost	Total Cost
REFRIDGERATORS <i>Replacement: Replace refrigerators (2) at the Fireman's Sports Arena, due to wear and tear from use</i>	2	\$5,000	\$0	\$10,000
PAINT INTERIOR OF SPORTS ARENA <i>Replacement: Paint Interior of Fireman's Sports Arena due to wear and tear</i>	1	\$40,000	\$0	\$40,000
Total Operating Capital Outlay - FY 2027-28 =				\$50,000
Annual Maintenance & Operations Cost =				\$0

Fiscal Year:

FY2028-29

ITEM	Quantity	Unit Cost	Annual M&O Cost	Total Cost
PAINT EXTERIOR OF TRAIN STATION <i>Replacement: Paint exterior of Train Station due to weathering and age</i>	1	\$20,000	\$0	\$20,000
TABLES AND CHAIRS <i>Replacement: Replace folding tables (20 round, 20 rectangular) and chairs (500) at the Fireman's Sports Arenadue to wear and tear</i>	1	\$10,000	\$0	\$10,000
Total Operating Capital Outlay - FY 2028-29 =				\$30,000
Annual Maintenance & Operations Cost =				\$0

Town of Farmville, Virginia

2026-2030 5YRCIP - Operations - Vehicles, Equipment, Furniture, and Fixtures

MAINTENANCE - BUILDINGS AND GROUNDS

Fiscal Year:

FY2029-30

ITEM	Quantity	Unit Cost	Annual M&O Cost	Total Cost
<i>NO CAPITAL NEEDS CURRENTLY IDENTIFIED FOR THIS FISCAL YEAR</i>				\$0
Total Operating Capital Outlay - FY 2029-30 =			<input type="text"/>	\$0
Annual Maintenance & Operations Cost =				\$0

Town of Farmville, Virginia

2026-2030 5YRCIP - Operations - Vehicles, Equipment, Furniture, and Fixtures

PUBLIC WORKS DEPARTMENT - BUILDINGS AND GROUNDS

Fiscal Year:

FY2025-26

ITEM	Quantity	Unit Cost	Annual M&O Cost	Total Cost
RENOVATIONS - PUBLIC WORKS BUILDING <i>Phase 2 of renovating the public works building. Renovations will include painting and remodeling the floors.</i>	1	\$75,000	\$0	\$75,000
FUEL SITE UP GRADE <i>Replacement: upgrades at fuel site, EPA Testing and generator</i>	1	\$160,000	\$0	\$160,000
ZERO TURN MOWER <i>Replacement: replace zero turn mower that us in poor condition</i>	1	\$20,000	\$500	\$20,000
3/4 TON PICKUP TRUCK <i>Replacement: replace a 2002 pickup that is in poor condition and in constant need of repairs. Used for pulling equipment.</i>	1	\$80,000	\$500	\$80,000
Total Operating Capital Outlay - FY 2025-26 =				\$335,000
Annual Maintenance & Operations Cost =				\$1,000

Town of Farmville, Virginia

2026-2030 5YRCIP - Operations - Vehicles, Equipment, Furniture, and Fixtures

PUBLIC WORKS DEPARTMENT - BUILDINGS AND GROUNDS

Fiscal Year:

FY2026-27

ITEM	Quantity	Unit Cost	Annual M&O Cost	Total Cost
RENOVATIONS - PUBLIC WORKS BUILDING <i>Phase 3 of renovating the public works building. Renovations will include painting and remodeling the floors.</i>	1	\$75,000	\$0	\$75,000
DUMP TRUCK <i>Replacement: replace 1995 flat bed dump truck with sides, that is older and in poor condition with high maintance costs</i>	1	\$225,000	\$1,000	\$225,000
BOX TRAILER <i>Replacement: used for storing all tables and chairs for Town use. 1998 unit and it is in very poor condition. Will purchase a trailer and do away with box truck</i>	1	\$10,000	\$200	\$10,000
FORK LIFT <i>Replacement: replace current fork lift that is older and in poor condition with hight maintance costs.</i>	1	\$75,000	\$0	\$75,000
Total Operating Capital Outlay - FY 2026-27 =				\$385,000
			Annual Maintenance & Operations Cost =	\$1,200

Town of Farmville, Virginia

2026-2030 5YRCIP - Operations - Vehicles, Equipment, Furniture, and Fixtures

PUBLIC WORKS DEPARTMENT - BUILDINGS AND GROUNDS

Fiscal Year:

FY2027-28

ITEM	Quantity	Unit Cost	Annual M&O Cost	Total Cost
AIR COMPRESSOR WITH JACK HAMMER <i>Recplaement: replace an older worn out unit.</i>	1	\$40,000	\$5,000	\$40,000
ZERO TURN MOWER <i>Replacement: replace an older model. High cost of maintance.</i>	1	\$20,000	\$500	\$20,000
PICKUP TRUCK <i>Replacement: replace 2005 unit that is older. Replace with a dependable truck.</i>	1	\$65,000	\$500	\$65,000
Total Operating Capital Outlay - FY 2027-28 =				\$125,000
Annual Maintenance & Operations Cost =				\$6,000

Town of Farmville, Virginia

2026-2030 5YRCIP - Operations - Vehicles, Equipment, Furniture, and Fixtures

PUBLIC WORKS DEPARTMENT - BUILDINGS AND GROUNDS

Fiscal Year:

FY2028-29

ITEM	Quantity	Unit Cost	Annual M&O Cost	Total Cost
CREW CAB PICKUP TRUCK <i>Replacement: replace 2005 pickup, higher cost to maintain.</i>	1	\$85,000	\$500	\$85,000
TRAILER <i>Replacement: used to haul mower. Older units worn out</i>	1	\$12,000	\$500	\$12,000
BACKHOE <i>Replacement: replace older wornout unit.</i>	1	\$260,000	\$1,000	\$260,000
Total Operating Capital Outlay - FY 2028-29 =				\$357,000
Annual Maintenance & Operations Cost =				\$2,000

Fiscal Year:

FY2029-30

ITEM	Quantity	Unit Cost	Annual M&O Cost	Total Cost
ZERO TURN MOWER <i>Replacement: replace zero turn mower that is in poor condition.</i>	1	\$22,000	\$0	\$22,000
SERVICE TRUCK <i>Replacement: replace older truck that is in poor condition and high maintenance cost.</i>	1	\$90,000	\$0	\$90,000
Total Operating Capital Outlay - FY 2029-30 =				\$112,000
Annual Maintenance & Operations Cost =				\$0

Town of Farmville, Virginia

2026-2030 5YRCIP - Operations - Vehicles, Equipment, Furniture, and Fixtures

PUBLIC WORKS DEPARTMENT - HORTICULTURE

Fiscal Year:

FY2025-26

ITEM	Quantity	Unit Cost	Annual M&O Cost	Total Cost
SQUARE PLANTERS <i>Replace planters throughout town. Many rusted out bad.</i>	15	\$3,250	\$500	\$48,750

Total Operating Capital Outlay - FY 2025-26 = \$48,750

Annual Maintenance & Operations Cost = \$500

Fiscal Year:

FY2026-27

ITEM	Quantity	Unit Cost	Annual M&O Cost	Total Cost
SQUARE PLANTERS <i>Replace planters throughout town. Many rusted out bad.</i>	15	\$3,500	\$500	\$52,500

Total Operating Capital Outlay - FY 2026-27 = \$52,500

Annual Maintenance & Operations Cost = \$500

Fiscal Year:

FY2027-28

ITEM	Quantity	Unit Cost	Annual M&O Cost	Total Cost
NO CAPITAL NEEDS CURRENTLY IDENTIFIED FOR THIS FISCAL YEAR				\$0

Total Operating Capital Outlay - FY 2027-28 = \$0

Annual Maintenance & Operations Cost = \$0

Town of Farmville, Virginia

2026-2030 5YRCIP - Operations - Vehicles, Equipment, Furniture, and Fixtures

PUBLIC WORKS DEPARTMENT - HORTICULTURE

Fiscal Year:

FY2028-29

ITEM	Quantity	Unit Cost	Annual M&O Cost	Total Cost
<i>NO CAPITAL NEEDS CURRENTLY IDENTIFIED FOR THIS FISCAL YEAR</i>				
Total Operating Capital Outlay - FY 2028-29 =				\$0
Annual Maintenance & Operations Cost =				\$0

Fiscal Year:

FY2029-30

ITEM	Quantity	Unit Cost	Annual M&O Cost	Total Cost
<i>NO CAPITAL NEEDS CURRENTLY IDENTIFIED FOR THIS FISCAL YEAR</i>				
Total Operating Capital Outlay - FY 2029-30 =				\$0
Annual Maintenance & Operations Cost =				\$0

Town of Farmville, Virginia

2026-2030 5YRCIP - Operations - Vehicles, Equipment, Furniture, and Fixtures

PUBLIC WORKS DEPARTMENT - SANITATION

Fiscal Year:

FY2025-26

ITEM	Quantity	Unit Cost	Annual M&O Cost	Total Cost
DUMP TRUCK <i>Replacement: replace 2001 dump truck that is in poor condition and high maintance cost.</i>	1	\$225,000	\$2,000	\$225,000
Total Operating Capital Outlay - FY 2025-26 =				\$225,000
Annual Maintenance & Operations Cost =				\$2,000

Fiscal Year:

FY2026-27

ITEM	Quantity	Unit Cost	Annual M&O Cost	Total Cost
PICKUP TRUCK WITH DUMP BODY <i>Replacement: replace 1999 pickup with a dump body installed that is in poor condition and high maintance cost.</i>	1	\$110,000	\$1,000	\$110,000
Total Operating Capital Outlay - FY 2026-27 =				\$110,000
Annual Maintenance & Operations Cost =				\$1,000

Fiscal Year:

FY2027-28

ITEM	Quantity	Unit Cost	Annual M&O Cost	Total Cost
PRESSURE WASHER <i>Replacement: older unit, will need replacing.</i>	1	\$15,000	\$800	\$15,000
GARBAGE TRUCK <i>Replacement: replace 2017 garbage truck that is in poor condition and high maintance cost.</i>	1	\$260,000	\$2,000	\$260,000
Total Operating Capital Outlay - FY 2027-28 =				\$275,000
Annual Maintenance & Operations Cost =				\$2,800

Town of Farmville, Virginia

2026-2030 5YRCIP - Operations - Vehicles, Equipment, Furniture, and Fixtures

PUBLIC WORKS DEPARTMENT - SANITATION

Fiscal Year:

FY2028-29

ITEM	Quantity	Unit Cost	Annual M&O Cost	Total Cost
PICKUP TRUCK WITH DUMP BODY <i>Replacement: replace an older pickup dump truck that is in poor condition and high maintenance cost.</i>	1	\$110,000	\$0	\$110,000
Total Operating Capital Outlay - FY 2028-29 =				\$110,000
Annual Maintenance & Operations Cost =				\$0

Fiscal Year:

FY2029-30

ITEM	Quantity	Unit Cost	Annual M&O Cost	Total Cost
PICKUP TRUCK <i>Replacement: replace an older pickup truck that is in poor condition and high maintenance cost.</i>	1	\$70,000	\$0	\$70,000
Total Operating Capital Outlay - FY 2029-30 =				\$70,000
Annual Maintenance & Operations Cost =				\$0

Town of Farmville, Virginia

2026-2030 5YRCIP - Operations - Vehicles, Equipment, Furniture, and Fixtures

PUBLIC WORKS DEPARTMENT - STREET MAINTENANCE

Fiscal Year:

FY2025-26

ITEM	Quantity	Unit Cost	Annual M&O Cost	Total Cost
TRACTOR FRAIL MOWER <i>Replacement: replace older mower that is in poor condition. The tractor frail mower is used during the grass cutting season for street right-a-ways, water and sewer right-a-ways, & town properties.</i>	1	\$180,000	\$1,500	\$180,000
PICKUP WITH LIFT GATE <i>Replacement: old 2005 truck that does not work anymore.</i>	1	\$90,000	\$0	\$80,000
Total Operating Capital Outlay - FY 2025-26 =				\$260,000
Annual Maintenance & Operations Cost =				\$1,500

Fiscal Year:

FY2026-27

ITEM	Quantity	Unit Cost	Annual M&O Cost	Total Cost
CHIPPER <i>Replacement: replace older chipper that is unsafe. In need of a newer model with more safety features.</i>	1	\$75,000	\$1,000	\$75,000
BOX TRUCK FOR CHIPPER <i>Replacement: replace a 1992 box truck that is old and in poor condition.</i>	1	\$160,000	\$800	\$160,000
BUCKET TRUCK <i>Replacement: replace bucket truck that is old and in poor condition.</i>	3	\$200,000	\$1,500	\$200,000
SKID STEER TRACTS <i>Replacement: Debated to rent, but will need and use in emergency situations. Want to replace 2004 unit, needing more maintance.</i>	1	\$200,000	\$1,000	\$200,000
Total Operating Capital Outlay - FY 2026-27 =				\$635,000
Annual Maintenance & Operations Cost =				\$4,300

Town of Farmville, Virginia

2026-2030 5YRCIP - Operations - Vehicles, Equipment, Furniture, and Fixtures

PUBLIC WORKS DEPARTMENT - STREET MAINTENANCE

Fiscal Year:

FY2027-28

ITEM	Quantity	Unit Cost	Annual M&O Cost	Total Cost
STREET SWEEPER <i>Replacement: 2008 unit, helps keep town clean. Truck is in poor condition. Estimated life of sweeper truck is 8 years.</i>	1	\$330,000	\$2,000	\$330,000
DUMP TRUCK <i>Replacement: replace 1999 model truck, in poor condition</i>	1	\$230,000	\$1,000	\$230,000
4X4 ATV (ALL-TERRAIN VEHICLE) <i>Replacement: replace current ATV that is used to push snow on right-a-ways and sidewalks</i>	1	\$28,000	\$500	\$28,000
Total Operating Capital Outlay - FY 2027-28 =				\$588,000
Annual Maintenance & Operations Cost =				\$3,500

Town of Farmville, Virginia

2026-2030 5YRCIP - Operations - Vehicles, Equipment, Furniture, and Fixtures

PUBLIC WORKS DEPARTMENT - STREET MAINTENANCE

Fiscal Year:

FY2028-29

ITEM	Quantity	Unit Cost	Annual M&O Cost	Total Cost
LOADER WITH RUBBER TIRE <i>Replacement: all units older, need one that is more reliable.</i>	1	\$300,000	\$1,000	\$300,000
ASPHALT ROLLER <i>Replacement: upgrade older unit</i>	1	\$90,000	\$1,000	\$90,000
PAINT MACHINE (DRIVEABLE UNIT) <i>Replacement: older unit is a 2013</i>	1	\$110,000	\$1,000	\$110,000
A-BOOM TRACTOR MOWER <i>Replacement: older model, used a lot to cut along town streets and right-a-ways</i>	1	\$300,000	\$2,000	\$300,000
PLOWS <i>Replacement: upgrade older unit</i>	2	\$20,000	\$1,000	\$40,000

Total Operating Capital Outlay - FY 2028-29 = \$840,000

Annual Maintenance & Operations Cost = \$6,000

Fiscal Year:

FY2029-30

ITEM	Quantity	Unit Cost	Annual M&O Cost	Total Cost
PICKUP TRUCK <i>Replacement: replace older worn out model.</i>	1	\$70,000	\$0	\$70,000
TRACTOR MOWER/BUSHHOG <i>Replacement: replace older worn out model.</i>	1	\$110,000	\$0	\$110,000
PICKUP DUMP BODY <i>Replacement: replace older worn out model.</i>	1	\$210,000	\$0	\$210,000

Total Operating Capital Outlay - FY 2029-30 = \$390,000

Annual Maintenance & Operations Cost = \$0

Town of Farmville, Virginia

2026-2030 5YRCIP - Operations - Vehicles, Equipment, Furniture, and Fixtures

PUBLIC WORKS DEPARTMENT - SEWER MAINTENANCE

Fiscal Year:

FY2025-26

ITEM	Quantity	Unit Cost	Annual M&O Cost	Total Cost
TRACTOR AND BUSHHOG <i>Replacement: replace older models, higher maintance cost.</i>	1	\$100,000	\$1,000	\$100,000
BACKHOE <i>Replacement: older worn out, higher maintance cost.</i>	1	\$250,000	\$1,000	\$250,000
SEWER JET MACHINE <i>Replacement: replace older model 2007</i>	1	\$120,000	\$0	\$120,000
NEW GENERATOR FOR WWTP <i>Replacement: for New EV System</i>	1	\$150,000	\$0	\$150,000
Total Operating Capital Outlay - FY 2025-26 =				\$620,000
Annual Maintenance & Operations Cost =				\$2,000

Town of Farmville, Virginia

2026-2030 5YRCIP - Operations - Vehicles, Equipment, Furniture, and Fixtures

PUBLIC WORKS DEPARTMENT - SEWER MAINTENANCE

Fiscal Year:

FY2026-27

ITEM	Quantity	Unit Cost	Annual M&O Cost	Total Cost
VAN FOR SEWER CAMERA <i>Replacement: need upgrade from older 2001 van for new camera</i>	1	\$90,000	\$500	\$90,000
SEWER CAMERA CRAWLER <i>Replacement: older model, higher cost to maintain</i>	1	\$100,000	\$1,000	\$100,000
SERVICE TRUCK <i>Replacement: 2016 truck, older model, higher cost to maintain, truck having lots of breakdowns.</i>	1	\$120,000	\$1,000	\$120,000
Total Operating Capital Outlay - FY 2026-27 =				\$310,000
Annual Maintenance & Operations Cost =				\$2,500

Fiscal Year:

FY2027-28

ITEM	Quantity	Unit Cost	Annual M&O Cost	Total Cost
LOADER <i>Replacement: older unit, needs replacing, higher cost to maintain</i>	1	\$275,000	\$1,000	\$275,000
SEWER JET PARTS <i>Replacement: will need hoses, nozzles, repair parts.</i>	1	\$10,000	\$500	\$10,000
Total Operating Capital Outlay - FY 2027-28 =				\$285,000
Annual Maintenance & Operations Cost =				\$1,500

Town of Farmville, Virginia

2026-2030 5YRCIP - Operations - Vehicles, Equipment, Furniture, and Fixtures

PUBLIC WORKS DEPARTMENT - SEWER MAINTENANCE

Fiscal Year:

FY2028-29

ITEM	Quantity	Unit Cost	Annual M&O Cost	Total Cost
PUSH CAMERA <i>Replacement: upgrade an older model</i>	1	\$20,000	\$500	\$20,000
SMALL SEWER ANGER <i>Replacment: to do small jobs example: office building.</i>	1	\$10,000	\$200	\$10,000
TRACTOR (MOWER) <i>Replacement: need to pull sewer jet in right-a-ways.</i>	1	\$60,000	\$1,000	\$60,000
Total Operating Capital Outlay - FY 2028-29 =				\$90,000
Annual Maintenance & Operations Cost =				\$1,700

Fiscal Year:

FY2029-30

ITEM	Quantity	Unit Cost	Annual M&O Cost	Total Cost
DUMP TRUCK <i>Replacment: replaced older worn out model with high maintance cost.</i>	1	\$240,000	\$0	\$240,000
BACKHOE <i>Replacment: replaced older worn out model with high maintance cost.</i>	1	\$275,000	\$0	\$275,000
Total Operating Capital Outlay - FY 2029-30 =				\$515,000
Annual Maintenance & Operations Cost =				\$0

Town of Farmville, Virginia

2026-2030 5YRCIP - Operations - Vehicles, Equipment, Furniture, and Fixtures

PUBLIC WORKS DEPARTMENT - WATER MAINTENANCE

Fiscal Year:

FY2025-26

ITEM	Quantity	Unit Cost	Annual M&O Cost	Total Cost
LOADER WITH RUBBER TIRES <i>Replacement: old worn out, higher cost to maintain.</i>	1	\$350,000	\$0	\$350,000
INSTA-VALVES <i>Replacement: replace broken valves in street</i>	1	\$60,000	\$500	\$60,000
SERVICE TRUCK <i>Replacement: 2011 having a lot of problems, maintance cost is high</i>	1	\$150,000	\$500	\$150,000
FIRE HYDRANTS	4	\$2,500	\$0	\$10,000
TRAILER FOR MINI EXCAVATOR <i>Replacement: replace older trailer that is in poor condition.</i>	1	\$20,000	\$0	\$20,000
Total Operating Capital Outlay - FY 2025-26 =				\$590,000
			Annual Maintenance & Operations Cost =	\$1,000

Town of Farmville, Virginia

2026-2030 5YRCIP - Operations - Vehicles, Equipment, Furniture, and Fixtures

PUBLIC WORKS DEPARTMENT - WATER MAINTENANCE

Fiscal Year:

FY2026-27

ITEM	Quantity	Unit Cost	Annual M&O Cost	Total Cost
BACKHOE <i>Replacement: older unit, worn out, higher maintenance cost.</i>	1	\$250,000	\$1,000	\$250,000
PICKUP TRUCK <i>Replacement: replace 2005 unit, older model, higher maintenance cost.</i>	1	\$60,000	\$500	\$60,000
INSTA-VALVES	1	\$60,000	\$500	\$60,000
Total Operating Capital Outlay - FY 2026-27 =				\$370,000
Annual Maintenance & Operations Cost =				\$2,000

Fiscal Year:

FY2027-28

ITEM	Quantity	Unit Cost	Annual M&O Cost	Total Cost
LARGE TOP MACHINE <i>Replacement: have old one from the '80's, needs replacing.</i>	1	\$40,000	\$500	\$40,000
PICKUP TRUCK WITH DUMP BODY <i>Replacement: replace 2005 model, higher maintenance cost.</i>	1	\$115,000	\$500	\$115,000
INSTA-VALVES	1	\$60,000	\$500	\$60,000
LIGHT TOWER-GENERATOR <i>Replacement: older worn out model higher cost to maintain.</i>	1	\$18,000	\$500	\$18,000
Total Operating Capital Outlay - FY 2027-28 =				\$233,000
Annual Maintenance & Operations Cost =				\$2,000

Town of Farmville, Virginia

2026-2030 5YRCIP - Operations - Vehicles, Equipment, Furniture, and Fixtures

PUBLIC WORKS DEPARTMENT - WATER MAINTENANCE

Fiscal Year:

FY2028-29

ITEM	Quantity	Unit Cost	Annual M&O Cost	Total Cost
DUMP TRUCK <i>Replacement: replace 2001 truck, higher maintance cost.</i>	1	\$240,000	\$1,000	\$240,000
ARROW TRAILER <i>Replacement: upgrade older unit</i>	1	\$12,000	\$200	\$12,000
INSTA-VALVES	1	\$50,000	\$500	\$50,000
Total Operating Capital Outlay - FY 2028-29 =				\$302,000
Annual Maintenance & Operations Cost =				\$1,700

Fiscal Year:

FY2029-30

ITEM	Quantity	Unit Cost	Annual M&O Cost	Total Cost
BIG EXCAVATOR <i>Replacement: replace older worn out excator, higher maintance cost.</i>	1	\$400,000	\$0	\$400,000
LIGHT TOWER-GENERATOR <i>Replacement: replace older worn out model, higher maintance cost</i>	1	\$20,000	\$0	\$20,000
INSTA-VALVES	1	\$60,000	\$0	\$60,000
Total Operating Capital Outlay - FY 2029-30 =				\$480,000
Annual Maintenance & Operations Cost =				\$0

Town of Farmville, Virginia

2026-2030 5YRCIP - Operations - Vehicles, Equipment, Furniture, and Fixtures

WATER TREATMENT PLANT

Fiscal Year:

FY2025-26

ITEM	Quantity	Unit Cost	Annual M&O Cost	Total Cost
PICK UP TRUCK <i>Replacement: Current truck 2008 model 2 wheel drive.</i>	1	\$50,000	\$0	\$50,000
EMERGENCY EYEWASH/SHOWER <i>Emergency eyewash/showers are required to comply with OSHA regulations regarding chemical spill locations such as Sodium Hypochlorite and Caustic Soda.</i>	1	\$40,000	\$0	\$40,000
Total Operating Capital Outlay - FY 2025-26 =				\$90,000
Annual Maintenance & Operations Cost =				\$0

Fiscal Year:

FY2026-27

ITEM	Quantity	Unit Cost	Annual M&O Cost	Total Cost
RAW WATER TURBIDITY MONITOR <i>Replacement: Utilized to monitor raw water turbidity. Current unit has exceeded its service life. Essential for proper chemical dosing.</i>	1	\$12,300	\$0	\$12,300
ONLINE FILTER TURBIDITY MONITORS <i>Replacement: Used to monitor finished water turbidity. Current models have exceeded service life.</i>	3	\$13,000	\$0	\$39,000
LABORATORY SPECTROPHOTOMETER <i>Replacement: Used to analyze various water quality parameters.</i>	1	\$7,500	\$0	\$7,500
Total Operating Capital Outlay - FY 2026-27 =				\$58,800
Annual Maintenance & Operations Cost =				\$0

Town of Farmville, Virginia

2026-2030 5YRCIP - Operations - Vehicles, Equipment, Furniture, and Fixtures

WATER TREATMENT PLANT

Fiscal Year:

FY2027-28

ITEM	Quantity	Unit Cost	Annual M&O Cost	Total Cost
3 MGD RAW PUMP/MOTOR (INSTALLED) <i>Replacement: Utilized to pump raw water to the plant. Current pump is nearing the end of its service life. Essential to maintain proper water flow for treatment.</i>	1	\$120,000	\$0	\$120,000

Total Operating Capital Outlay - FY 2027-28 = **\$120,000**

Annual Maintenance & Operations Cost = **\$0**

Fiscal Year:

FY2028-29

ITEM	Quantity	Unit Cost	Annual M&O Cost	Total Cost
3 MGD RAW PUMP/MOTOR (INSTALLED) <i>Utilized to pump finished water to the distribution system. Current pump will be at end of its service life.</i>	1	\$125,000	\$0	\$125,000

Total Operating Capital Outlay - FY 2028-29 = **\$125,000**

Annual Maintenance & Operations Cost = **\$0**

Fiscal Year:

FY2029-30

ITEM	Quantity	Unit Cost	Annual M&O Cost	Total Cost
FILTER AIR SCOUR SYSTEM <i>Used during the backwash cycle to clean filter media. The process yields a 50% reduction in water used during backwash cycle.</i>	1	\$175,000	\$0	\$175,000

Total Operating Capital Outlay - FY 2029-30 = **\$175,000**

Annual Maintenance & Operations Cost = **\$0**

Town of Farmville, Virginia

2026-2030 5YRCIP - Operations - Vehicles, Equipment, Furniture, and Fixtures

WASTEWATER TREATMENT PLANT

Fiscal Year:

FY2025-26

ITEM	Quantity	Unit Cost	Annual M&O Cost	Total Cost
AQUA GUARD AND NEW CONTROLS <i>Replacement: Has exceeded expected lifespan.</i>	1	\$170,000	\$0	\$170,000
INFLUENT/EFFLUENT CHART RECORDER SYSTEM <i>Replacement: Has exceeded expected lifespan.</i>	1	\$9,695	\$0	\$9,695
Total Operating Capital Outlay - FY 2025-26 =				\$179,695
Annual Maintenance & Operations Cost =				\$0

Fiscal Year:

FY2026-27

ITEM	Quantity	Unit Cost	Annual M&O Cost	Total Cost
SLUDGE LAGOON LINERS <i>Replacement: have exceeded expected lifespan</i>	3	\$85,000	\$0	\$255,000
Total Operating Capital Outlay - FY 2026-27 =				\$255,000
Annual Maintenance & Operations Cost =				\$0

Fiscal Year:

FY2027-28

ITEM	Quantity	Unit Cost	Annual M&O Cost	Total Cost
SCREW PUMP <i>New: Add an additional screw pump. The 2 screw pumps has exceeded expected lifespan.</i>	1	\$218,225	\$0	\$218,225
Total Operating Capital Outlay - FY 2027-28 =				\$218,225
Annual Maintenance & Operations Cost =				\$0

Town of Farmville, Virginia

2026-2030 5YRCIP - Operations - Vehicles, Equipment, Furniture, and Fixtures

WASTEWATER TREATMENT PLANT

Fiscal Year:

FY2028-29

ITEM	Quantity	Unit Cost	Annual M&O Cost	Total Cost
BLOWER LINE	1	\$550,000	\$0	\$550,000

Replacement: Has exceeded expected lifespan.

Total Operating Capital Outlay - FY 2028-29 = \$550,000

Annual Maintenance & Operations Cost = \$0

Fiscal Year:

FY2029-30

ITEM	Quantity	Unit Cost	Annual M&O Cost	Total Cost
TELEVALVE ACUATORS	1	\$65,000	\$0	\$65,000

Used to raise the televalve automatically

Total Operating Capital Outlay - FY 2029-30 = \$65,000

Annual Maintenance & Operations Cost = \$0

Town of Farmville



Five-Year Capital Projects

Fiscal Year



2025 - 2026

Town of Farmville, Virginia
2025 Five-Year Capital Improvement Program - Capital Projects

Project: **Addition to Fire Department**

Budget:
\$13,000,000

Department:
Fire Department

Funding Source:
General Fund

Project Manager:
Fire Chief



Project Description:

Addition of sleeping quarters, showers, storage, and office space. Feasibility study has been completed and concept plans and drawings have been produced.

Town Council Goal(s) Met:

Infrastructure – Improve and maintain the Town’s important capital assets that are critical to service, delivery, safety, and quality of life.

	Year 1	Year 2	Year 3	Year 4	Year 5	Total
Renovation	\$13,000,000					\$13,000,000
						\$0
						\$0
Total Project Cost	\$13,000,000	\$0	\$0	\$0	\$0	\$13,000,000
<i>Annual Cost</i>	FY2025-26	FY2026-27	FY2027-28	FY2028-29	FY2029-30	Total
General Fund	\$13,000,000					\$13,000,000
						\$0
Total Expense	\$13,000,000	\$0	\$0	\$0	\$0	\$13,000,000

<i>Funding Source(s)</i>	FY2025-26	FY2026-27	FY2027-28	FY2028-29	FY2029-30	Total
General Fund	\$13,000,000					\$13,000,000
						\$0
Total Revenue	\$13,000,000	\$0	\$0	\$0	\$0	\$13,000,000

Town of Farmville, Virginia
2025 Five-Year Capital Improvement Program - Capital Projects

Project: **Fitness Court**

Budget:
\$273,000

Department:
Recreation

Funding Source:
General Fund

Project Manager:
Town Manager



Project Description:

To provide additional outdoor recreational opportunities for the community.

Town Council Goal(s) Met:

Recreation and Cultural Activities – Take actions to further develop and promote Farmville as the regional hub for recreation and cultural activities.

	Year 1	Year 2	Year 3	Year 4	Year 5	Total
Construction	\$273,000					\$273,000
						\$0
						\$0
Total Project Cost	\$273,000	\$0	\$0	\$0	\$0	\$273,000
Annual Cost	FY2025-26	FY2026-27	FY2027-28	FY2028-29	FY2029-30	Total
General Fund	\$273,000					\$273,000
						\$0
Total Expense	\$273,000	\$0	\$0	\$0	\$0	\$273,000

Funding Source(s)	FY2025-26	FY2026-27	FY2027-28	FY2028-29	FY2029-30	Total
General Fund	\$273,000					\$273,000
						\$0
Total Revenue	\$273,000	\$0	\$0	\$0	\$0	\$273,000

Town of Farmville, Virginia
2025 Five-Year Capital Improvement Program - Capital Projects

Project: **Repair Rip Rap on the Sarah Terry Trail**

Budget:
 \$20,000

Department:
 Public Works

Funding Source:

 Maintenance -
 Building and Ground

Project Manager:

 Public Works
 Director



Project Description:

Repairs are warranted on the trail to elevate potholes, cracking, erosion. This will provide a safe environment for people to walk.

Town Council Goal(s) Met:

Recreation and Cultural Activities – Take actions to further develop and promote Farmville as the regional hub for recreation and cultural activities.

	Year 1	Year 2	Year 3	Year 4	Year 5	\$0
Rip Rap	\$20,000					\$20,000
						\$0
Total Project Cost	\$20,000	\$0	\$0	\$0	\$0	\$20,000
Annual Cost	FY2025-26	FY2026-27	FY2027-28	FY2028-29	FY2029-30	Total
Maintenance - Building and Ground	\$20,000					\$20,000
Total Expense	\$20,000	\$0	\$0	\$0	\$0	\$20,000

Funding Source(s)	FY2025-26	FY2026-27	FY2027-28	FY2028-29	FY2029-30	Total
General Fund	\$20,000					\$20,000
						\$0
Total Revenue	\$20,000	\$0	\$0	\$0	\$0	\$20,000

Town of Farmville, Virginia
2025 Five-Year Capital Improvement Program - Capital Projects

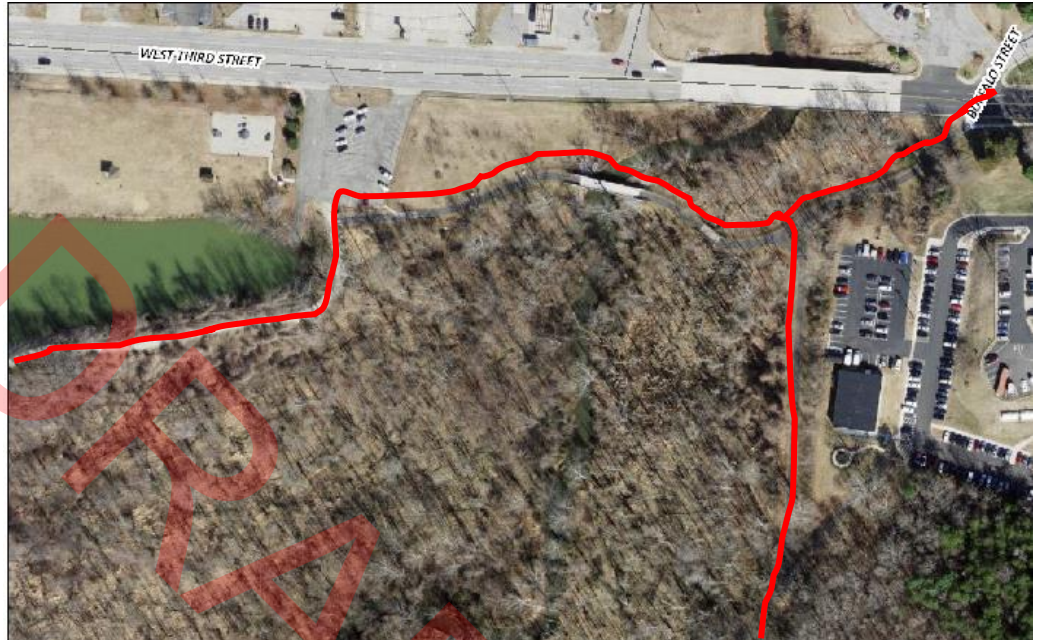
Project: **Repair Walking Trails**

Budget: **\$20,000**

Department:
Public Works

Funding Source:
Maintenance - Building
and Ground

Project Manager:
Public Works Director



Project Description:

Repair the Sarah Terry Trail and the Dogwood Trail. Repairs will ensure the safety of the walking trails.

Town Council Goal(s) Met:

Recreation and Cultural Activities – Take actions to further develop and promote Farmville as the regional hub for recreation and cultural activities.

	Year 1	Year 2	Year 3	Year 4	Year 5	Total
Repair Trails	\$20,000					\$20,000
						\$0
						\$0
						\$0
Total Project Cost	\$20,000	\$0	\$0	\$0	\$0	\$20,000
Annual Cost	FY2025-26	FY2026-27	FY2027-28	FY2028-29	FY2029-30	Total
Maintenance - Building and Ground	\$20,000					\$20,000
						\$0
Total Expense	\$20,000	\$0	\$0	\$0	\$0	\$20,000

Funding Source(s)	FY2025-26	FY2026-27	FY2027-28	FY2028-29	FY2029-30	Total
Maintenance - Building and Ground	\$20,000					\$20,000
						\$0
Total Revenue	\$20,000	\$0	\$0	\$0	\$0	\$20,000

Town of Farmville, Virginia
2025 Five-Year Capital Improvement Program - Capital Projects

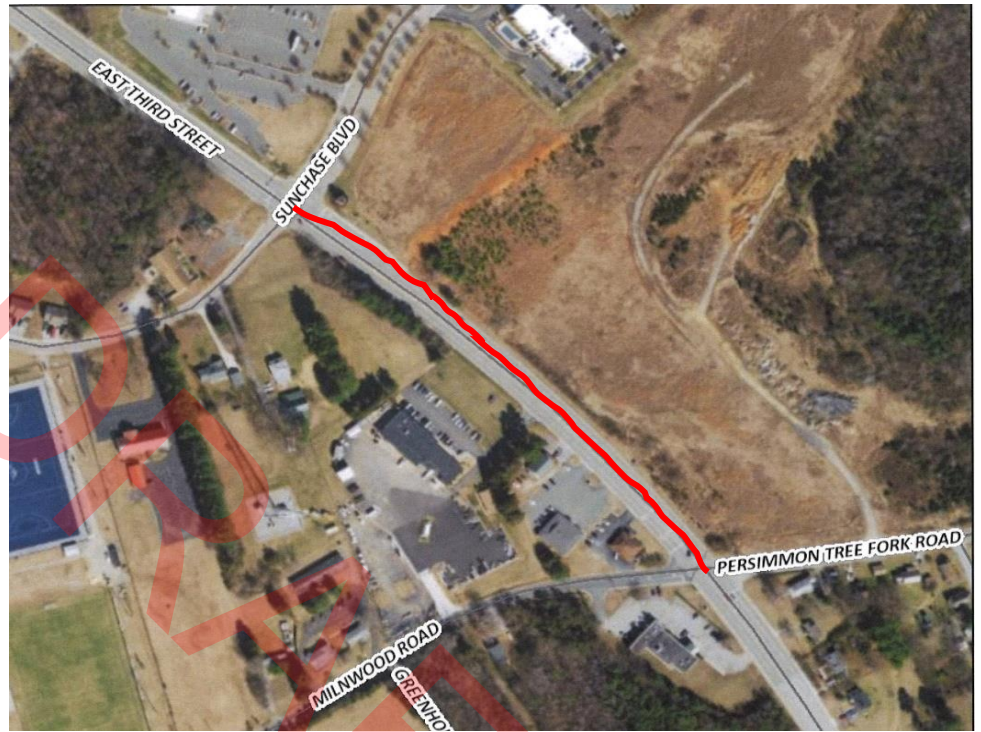
Project: **Paving - East Third Street** (Milnwood Road to SOGR)

Budget:
\$94,000

Department:
Public Works

Funding Source:
Street Maintenance
Fund

Project Manager:
Public Works Director



Project Description:

Improvements to the roadway are warranted on East Third Street, from Milnwood Road to State of Good Repair (SOGR). This will elevate potholes, cracking, and poor pavement issues. This will enhance traffic, safety, and mobility.

Town Council Goal(s) Met:

Infrastructure – Improve and maintain the Town’s important capital assets that are critical to service, delivery, safety, and quality of life.

	Year 1	Year 2	Year 3	Year 4	Year 5	Total
Paving	\$72,000					\$72,000
Milling	\$22,000					\$22,000
						\$0
Total Project Cost	\$94,000	\$0	\$0	\$0	\$0	\$94,000
Annual Cost	FY2025-26	FY2026-27	FY2027-28	FY2028-29	FY2029-30	Total
PW-Street Maintenance	\$72,000					\$72,000
Capital Outlay	\$22,000					\$22,000
Total Expense	\$94,000	\$0	\$0	\$0	\$0	\$94,000

Funding Source(s)	FY2025-26	FY2026-27	FY2027-28	FY2028-29	FY2029-30	Total
PW-Street Maintenance	\$72,000					\$72,000
State of Good Repair	\$22,000					\$22,000
Total Revenue	\$94,000	\$0	\$0	\$0	\$0	\$94,000

Town of Farmville, Virginia
2025 Five-Year Capital Improvement Program - Capital Projects

Project: **Paving - East Third Street** (Town Limits to Milnwood Road)

To be done by SOGR

Budget:
\$485,000

Department:
Public Works

Funding Source:
Street Maintenance
Fund

Project Manager:
Public Works Director



Project Description:

Improvements to the roadway are warranted on East Third Street, from the town limits to Milnwood Road. This will elevate potholes, cracking, and poor pavement issues. This will enhance traffic, safety, and mobility. Suppose to be done with SOGR-2025

Town Council Goal(s) Met:

Infrastructure – Improve and maintain the Town’s important capital assets that are critical to service, delivery, safety, and quality of life.

	Year 1	Year 2	Year 3	Year 4	Year 5	Total
Paving	\$375,000					\$375,000
Milling	\$110,000					\$110,000
						\$0
Total Project Cost	\$485,000	\$0	\$0	\$0	\$0	\$485,000
Annual Cost	FY2025-26	FY2026-27	FY2027-28	FY2028-29	FY2029-30	Total
PW-Street Maintenance	\$375,000					\$375,000
Capital Outlay	\$110,000					\$110,000
Total Expense	\$485,000	\$0	\$0	\$0	\$0	\$485,000

Funding Source(s)	FY2025-26	FY2026-27	FY2027-28	FY2028-29	FY2029-30	Total
PW-Street Maintenance	\$375,000					\$375,000
State of Good Repair	\$110,000					\$110,000
Total Revenue	\$485,000	\$0	\$0	\$0	\$0	\$485,000

Town of Farmville, Virginia
2025 Five-Year Capital Improvement Program - Capital Projects

Project: **Paving - Ford Street**

Budget:
\$12,000

Department:
Public Works

Funding Source:
Street Maintenance
Fund

Project Manager:
Public Works Director



Project Description:

Improvements to the roadway are warranted on Ford Street. This will elevate potholes, cracking, and poor pavement issues. This will enhance traffic, safety, and mobility.

Town Council Goal(s) Met:

Infrastructure – Improve and maintain the Town’s important capital assets that are critical to service, delivery, safety, and quality of life.

	Year 1	Year 2	Year 3	Year 4	Year 5	Total
Paving	\$10,000					\$10,000
Milling	\$2,000					\$2,000
						\$0
Total Project Cost	\$12,000	\$0	\$0	\$0	\$0	\$12,000
Annual Cost	FY2025-26	FY2026-27	FY2027-28	FY2028-29	FY2029-30	Total
PW-Street Maintenance	\$12,000					\$12,000
Capital Outlay						\$0
Total Expense	\$12,000	\$0	\$0	\$0	\$0	\$12,000

Funding Source(s)	FY2025-26	FY2026-27	FY2027-28	FY2028-29	FY2029-30	Total
PW-Street Maintenance	\$12,000					\$12,000
State of Good Repair						\$0
Total Revenue	\$12,000	\$0	\$0	\$0	\$0	\$12,000

Town of Farmville, Virginia
2025 Five-Year Capital Improvement Program - Capital Projects

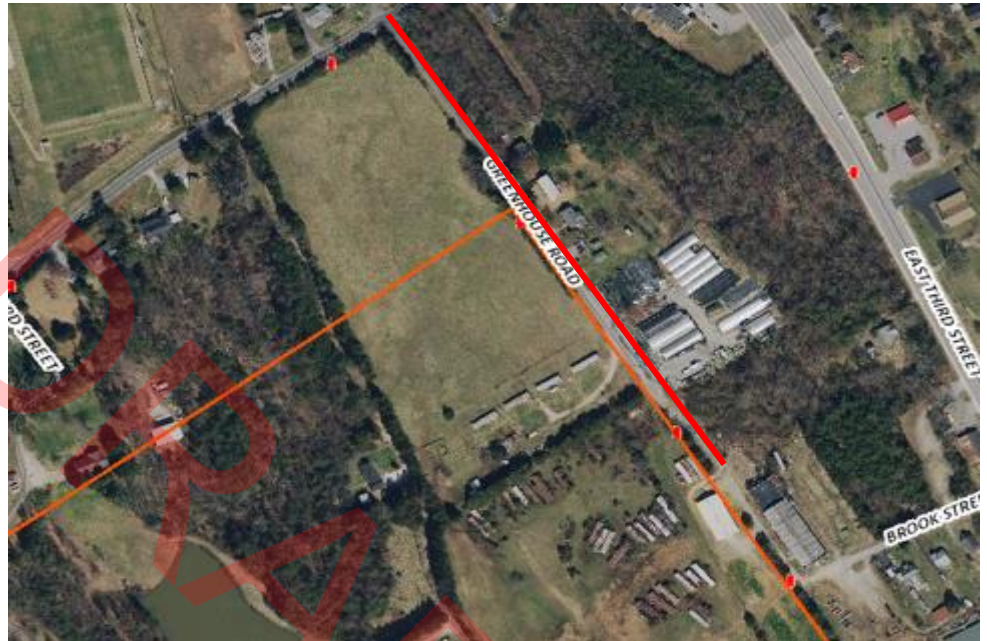
Project: **Paving - Greenhouse Road**

Budget:
\$43,000

Department:
Public Works

Funding Source:
Street Maintenance
Fund

Project Manager:
Public Works Director



Project Description:

Improvements to the roadway are warranted on Greenhouse Road. This will elevate potholes, cracking, and poor pavement issues. This will enhance traffic, safety, and mobility.

Town Council Goal(s) Met:

Infrastructure – Improve and maintain the Town’s important capital assets that are critical to service, delivery, safety, and quality of life.

	Year 1	Year 2	Year 3	Year 4	Year 5	Total
Paving	\$38,000					\$38,000
Milling	\$5,000					\$5,000
						\$0
Total Project Cost	\$43,000	\$0	\$0	\$0	\$0	\$43,000
Annual Cost	FY2025-26	FY2026-27	FY2027-28	FY2028-29	FY2029-30	Total
PW-Street Maintenance	\$43,000					\$43,000
Capital Outlay						\$0
Total Expense	\$43,000	\$0	\$0	\$0	\$0	\$43,000

Funding Source(s)	FY2025-26	FY2026-27	FY2027-28	FY2028-29	FY2029-30	Total
PW-Street Maintenance	\$43,000					\$43,000
State of Good Repair						\$0
Total Revenue	\$43,000	\$0	\$0	\$0	\$0	\$43,000

Town of Farmville, Virginia
2025 Five-Year Capital Improvement Program - Capital Projects

Project: **Paving - Milnwood Road**

Budget:
\$417,000

Department:
Public Works

Funding Source:
Street Maintenance
Fund

Project Manager:
Public Works Director



Project Description:

Improvements to the roadway are warranted on Milnwood Road. This will elevate potholes, cracking, and poor pavement issues. This will enhance traffic, safety, and mobility.

Town Council Goal(s) Met:

Infrastructure – Improve and maintain the Town’s important capital assets that are critical to service, delivery, safety, and quality of life.

	Year 1	Year 2	Year 3	Year 4	Year 5	Total
Paving	\$337,000					\$337,000
Milling	\$80,000					\$80,000
						\$0
Total Project Cost	\$417,000	\$0	\$0	\$0	\$0	\$417,000
Annual Cost	FY2025-26	FY2026-27	FY2027-28	FY2028-29	FY2029-30	Total
PW-Street Maintenance	\$417,000					\$417,000
Capital Outlay						\$0
Total Expense	\$417,000	\$0	\$0	\$0	\$0	\$417,000

Funding Source(s)	FY2025-26	FY2026-27	FY2027-28	FY2028-29	FY2029-30	Total
PW-Street Maintenance	\$417,000					\$417,000
State of Good Repair						\$0
Total Revenue	\$417,000	\$0	\$0	\$0	\$0	\$417,000

Town of Farmville, Virginia
2025 Five-Year Capital Improvement Program - Capital Projects

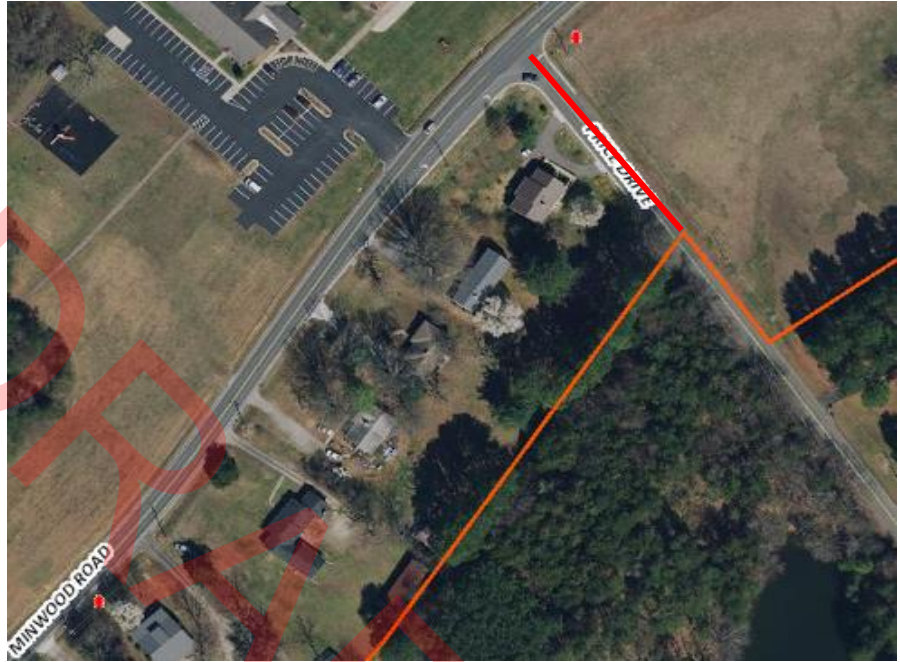
Project: Paving - Price Drive

Budget:
\$22,000

Department:
Public Works

Funding Source:
Street Maintenance
Fund

Project Manager:
Public Works Director



Project Description:

Improvements to the roadway are warranted on Price Drive. This will elevate potholes, cracking, and poor pavement issues. This will enhance traffic, safety, and mobility.

Town Council Goal(s) Met:

Infrastructure – Improve and maintain the Town’s important capital assets that are critical to service, delivery, safety, and quality of life.

	Year 1	Year 2	Year 3	Year 4	Year 5	Total
Paving	\$18,000					\$18,000
Milling	\$4,000					\$4,000
						\$0
Total Project Cost	\$22,000	\$0	\$0	\$0	\$0	\$22,000

Annual Cost	FY2025-26	FY2026-27	FY2027-28	FY2028-29	FY2029-30	Total
PW-Street Maintenance	\$22,000					\$22,000
Capital Outlay						\$0
Total Expense	\$22,000	\$0	\$0	\$0	\$0	\$22,000

Funding Source(s)	FY2025-26	FY2026-27	FY2027-28	FY2028-29	FY2029-30	Total
PW-Street Maintenance	\$22,000					\$22,000
State of Good Repair						\$0
Total Revenue	\$22,000	\$0	\$0	\$0	\$0	\$22,000

Town of Farmville, Virginia
2025 Five-Year Capital Improvement Program - Capital Projects

Project: **Paving - Scott Drive**

Budget:
\$26,000

Department:
Public Works

Funding Source:
Street Maintenance
Fund

Project Manager:
Public Works Director



Project Description:

Improvements to the roadway are warranted on Scott Drive. This will elevate potholes, cracking, and poor pavement issues. This will enhance traffic, safety, and mobility.

Town Council Goal(s) Met:

Infrastructure – Improve and maintain the Town’s important capital assets that are critical to service, delivery, safety, and quality of life.

	Year 1	Year 2	Year 3	Year 4	Year 5	Total
Paving	\$21,000					\$21,000
Milling	\$5,000					\$5,000
						\$0
Total Project Cost	\$26,000	\$0	\$0	\$0	\$0	\$26,000
Annual Cost	FY2025-26	FY2026-27	FY2027-28	FY2028-29	FY2029-30	Total
PW-Street Maintenance	\$26,000					\$26,000
Capital Outlay						\$0
Total Expense	\$26,000	\$0	\$0	\$0	\$0	\$26,000

Funding Source(s)	FY2025-26	FY2026-27	FY2027-28	FY2028-29	FY2029-30	Total
PW-Street Maintenance	\$26,000					\$26,000
State of Good Repair						\$0
Total Revenue	\$26,000	\$0	\$0	\$0	\$0	\$26,000

Town of Farmville, Virginia
2025 Five-Year Capital Improvement Program - Capital Projects

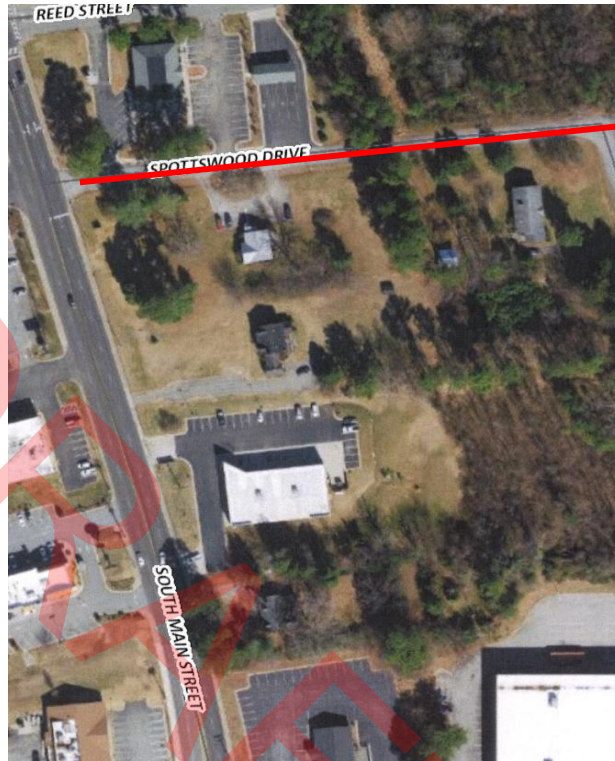
Project: Paving - Spottswood Drive

Budget:
\$27,000

Department:
Public Works

Funding Source:
Street Maintenance
Fund

Project Manager:
Public Works Director



Project Description:

Improvements to the roadway are warranted on Spottswood Drive. This will alleviate potholes, cracking, and poor pavement issues. This will enhance traffic, safety, and mobility.

Town Council Goal(s) Met:

Infrastructure – Improve and maintain the Town’s important capital assets that are critical to service, delivery, safety, and quality of life.

	Year 1	Year 2	Year 3	Year 4	Year 5	Total
Paving	\$22,000					\$22,000
Milling	\$5,000					\$5,000
						\$0
Total Project Cost	\$27,000	\$0	\$0	\$0	\$0	\$27,000
Annual Cost	FY2025-26	FY2026-27	FY2027-28	FY2028-29	FY2029-30	Total
PW-Street Maintenance	\$27,000					\$27,000
Capital Outlay						\$0
Total Expense	\$27,000	\$0	\$0	\$0	\$0	\$27,000

Funding Source(s)	FY2025-26	FY2026-27	FY2027-28	FY2028-29	FY2029-30	Total
PW-Street Maintenance	\$27,000					\$27,000
State of Good Repair						\$0
Total Revenue	\$27,000	\$0	\$0	\$0	\$0	\$27,000

Town of Farmville, Virginia
2025 Five-Year Capital Improvement Program - Capital Projects

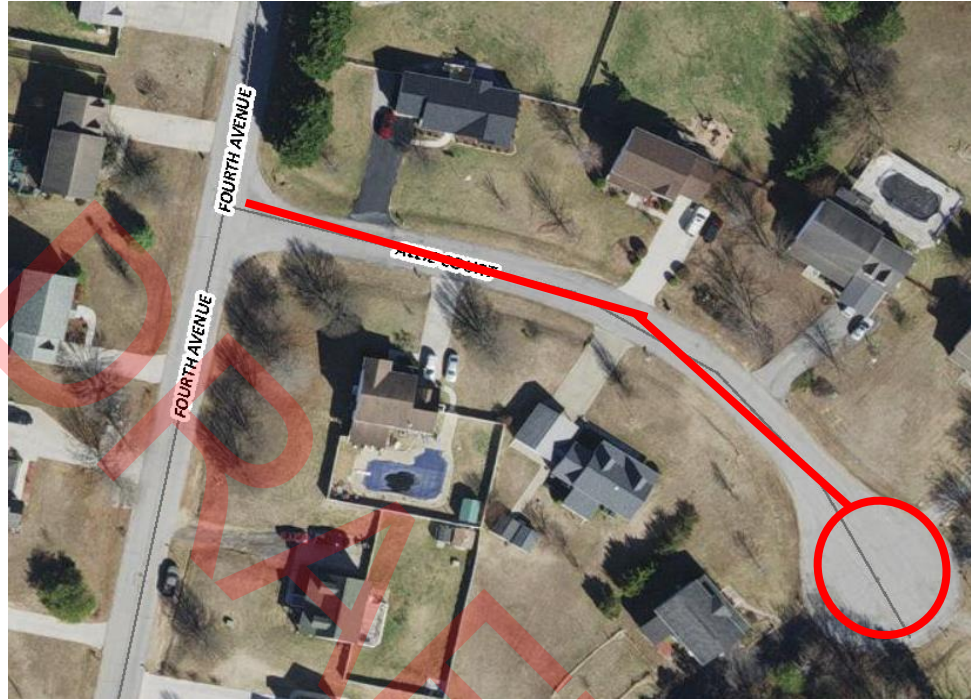
Project: Paving - Allie Court

Budget:
\$23,520

Department:
Public Works

Funding Source:
Street Maintenance Fund

Project Manager:
Public Works Director



Project Description:

Improvements to the roadway are warranted on Allie Court. This will elevate potholes, cracking, and poor pavement issues. This will enhance traffic, safety, and mobility.

Town Council Goal(s) Met:

Infrastructure-Improve and maintain the Town's important capital assets that are critical to service, delivery, safety, and quality of life.

	Year 1	Year 2	Year 3	Year 4	Year 5	Total
Paving	\$23,520					\$23,520
Milling						\$0
						\$0
Total Project Cost	\$23,520	\$0	\$0	\$0	\$0	\$23,520
Annual Cost	FY2025-26	FY2026-27	FY2027-28	FY2028-29	FY2029-30	Total
PW-Street Maintenance	\$23,520					\$23,520
Capital Outlay						
Total Expense	\$23,520	\$0	\$0	\$0	\$0	\$23,520

Funding Source(s)	FY2025-26	FY2026-27	FY2027-28	FY2028-29	FY2029-30	Total
PW-Street Maintenance	\$23,520					\$23,520
State of Good Repair						\$0
Total Revenue	\$23,520	\$0	\$0	\$0	\$0	\$23,520

Town of Farmville, Virginia
2025 Five-Year Capital Improvement Program - Capital Projects

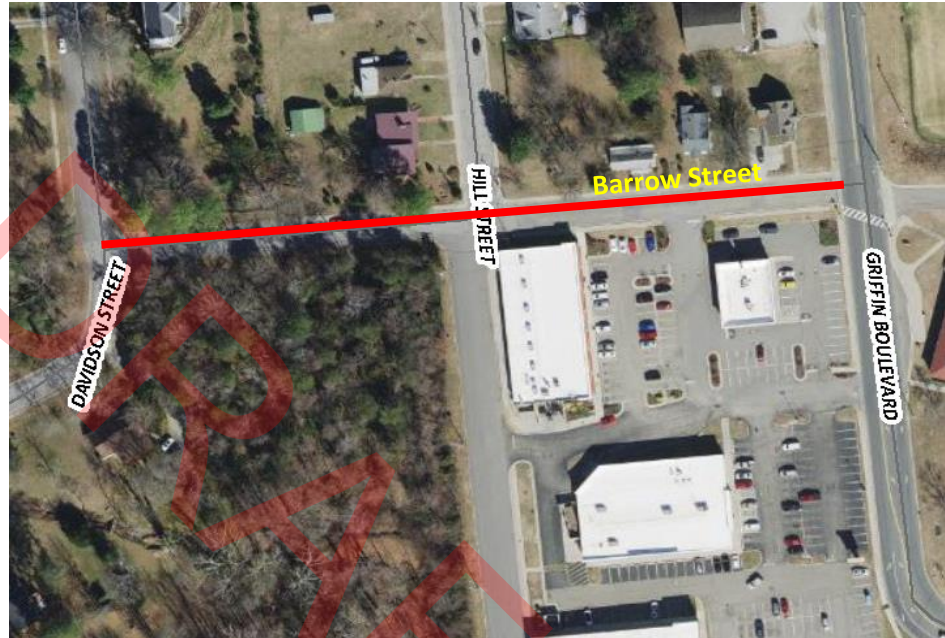
Project: Paving - Barrow Street

Budget:
\$10,500

Department:
Public Works

Funding Source:
Street Maintenance
Fund

Project Manager:
Public Works
Director



Project Description:

Improvements to the roadway are warranted on Barrow Street. This will elevate potholes, cracking, and poor pavement issues. This will enhance traffic, safety, and mobility.

Town Council Goal(s) Met:

Infrastructure-Improve and maintain the Town's important capital assets that are critical to service, delivery, safety, and quality of life.

	Year 1	Year 2	Year 3	Year 4	Year 5	Total
Paving	\$10,500					\$10,500
Milling						\$0
						\$0
Total Project Cost	\$10,500	\$0	\$0	\$0	\$0	\$10,500
<i>Annual Cost</i>	FY2025-26	FY2026-27	FY2027-28	FY2028-29	FY2029-30	Total
PW-Street Maintenance	\$10,500					\$10,500
Capital Outlay						
Total Expense	\$10,500	\$0	\$0	\$0	\$0	\$10,500

<i>Funding Source(s)</i>	FY2025-26	FY2026-27	FY2027-28	FY2028-29	FY2029-30	Total
PW-Street Maintenance	\$10,500					\$10,500
State of Good Repair						\$0
Total Revenue	\$10,500	\$0	\$0	\$0	\$0	\$10,500

Town of Farmville, Virginia
2025 Five-Year Capital Improvement Program - Capital Projects

Project: Paving - Beverley Court

Budget:
\$18,270

Department:
Public Works

Funding Source:
Street Maintenance
Fund

Project Manager:
Public Works
Director



Project Description:

Improvements to the roadway are warranted on Beverley Court. This will elevate potholes, cracking, and poor pavement issues. This will enhance traffic, safety, and mobility.

Town Council Goal(s) Met:

Infrastructure-Improve and maintain the Town's important capital assets that are critical to service, delivery, safety, and quality of life.

	Year 1	Year 2	Year 3	Year 4	Year 5	Total
Paving	\$18,270					\$18,270
Milling						\$0
						\$0
Total Project Cost	\$18,270	\$0	\$0	\$0	\$0	\$18,270
Annual Cost	FY2025-26	FY2026-27	FY2027-28	FY2028-29	FY2029-30	Total
PW-Street Maintenance	\$18,270					\$18,270
Capital Outlay						
Total Expense	\$18,270	\$0	\$0	\$0	\$0	\$18,270

Funding Source(s)	FY2025-26	FY2026-27	FY2027-28	FY2028-29	FY2029-30	Total
PW-Street Maintenance	\$18,270					\$18,270
State of Good Repair						\$0
Total Revenue	\$18,270	\$0	\$0	\$0	\$0	\$18,270

Town of Farmville, Virginia
2025 Five-Year Capital Improvement Program - Capital Projects

Project: Paving - Cabell's Court

Budget:
\$25,200

Department:
Public Works

Funding Source:
Street Maintenance
Fund

Project Manager:
Public Works
Director



Project Description:

Improvements to the roadway are warranted on Cabell's Court. This will elevate potholes, cracking, and poor pavement issues. This will enhance traffic, safety, and mobility.

Town Council Goal(s) Met:

Infrastructure-Improve and maintain the Town's important capital assets that are critical to service, delivery, safety, and quality of life.

	Year 1	Year 2	Year 3	Year 4	Year 5	Total
Paving	\$25,200					\$25,200
Milling						\$0
						\$0
Total Project Cost	\$25,200	\$0	\$0	\$0	\$0	\$25,200
Annual Cost	FY2025-26	FY2026-27	FY2027-28	FY2028-29	FY2029-30	Total
PW-Street Maintenance	\$25,200					\$25,200
Capital Outlay						
Total Expense	\$25,200	\$0	\$0	\$0	\$0	\$25,200

Funding Source(s)	FY2025-26	FY2026-27	FY2027-28	FY2028-29	FY2029-30	Total
PW-Street Maintenance	\$25,200					\$25,200
State of Good Repair						\$0
Total Revenue	\$25,200	\$0	\$0	\$0	\$0	\$25,200

Town of Farmville, Virginia
2025 Five-Year Capital Improvement Program - Capital Projects

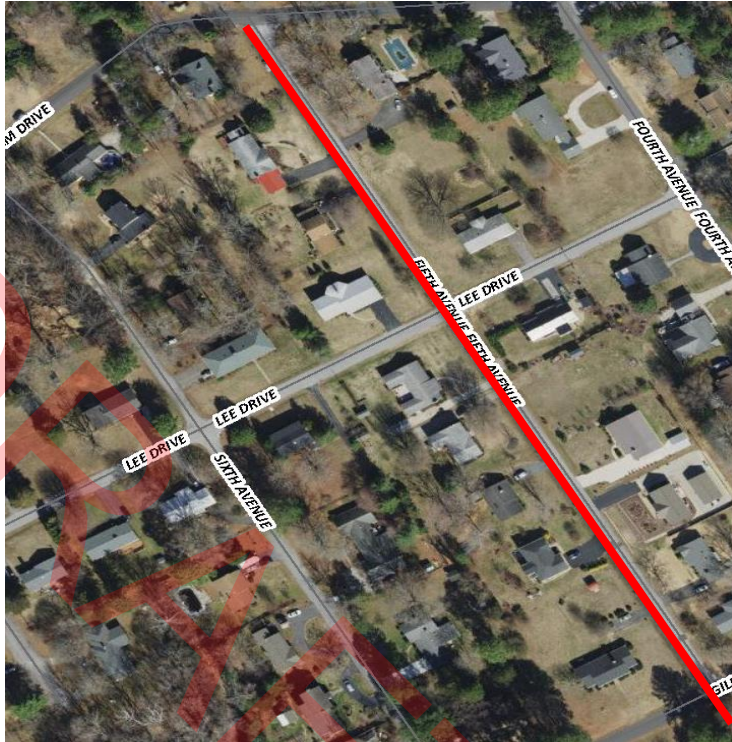
Project: Paving - Fifth Avenue

Budget:
\$44,100

Department:
Public Works

Funding Source:
Street Maintenance
Fund

Project Manager:
Public Works
Director



Project Description:

Improvements to the roadway are warranted on Fifth Avenue. This will elevate potholes, cracking, and poor pavement issues. This will enhance traffic, safety, and mobility.

Town Council Goal(s) Met:

Infrastructure-Improve and maintain the Town's important capital assets that are critical to service, delivery, safety, and quality of life.

	Year 1	Year 2	Year 3	Year 4	Year 5	Total
Paving	\$44,100					\$44,100
Milling						\$0
						\$0
Total Project Cost	\$44,100	\$0	\$0	\$0	\$0	\$44,100
Annual Cost	FY2025-26	FY2026-27	FY2027-28	FY2028-29	FY2029-30	Total
PW-Street Maintenance	\$44,100					\$44,100
Capital Outlay						
Total Expense	\$44,100	\$0	\$0	\$0	\$0	\$44,100

Funding Source(s)	FY2025-26	FY2026-27	FY2027-28	FY2028-29	FY2029-30	Total
PW-Street Maintenance	\$44,100					\$44,100
State of Good Repair						\$0
Total Revenue	\$44,100	\$0	\$0	\$0	\$0	\$44,100

Town of Farmville, Virginia
2025 Five-Year Capital Improvement Program - Capital Projects

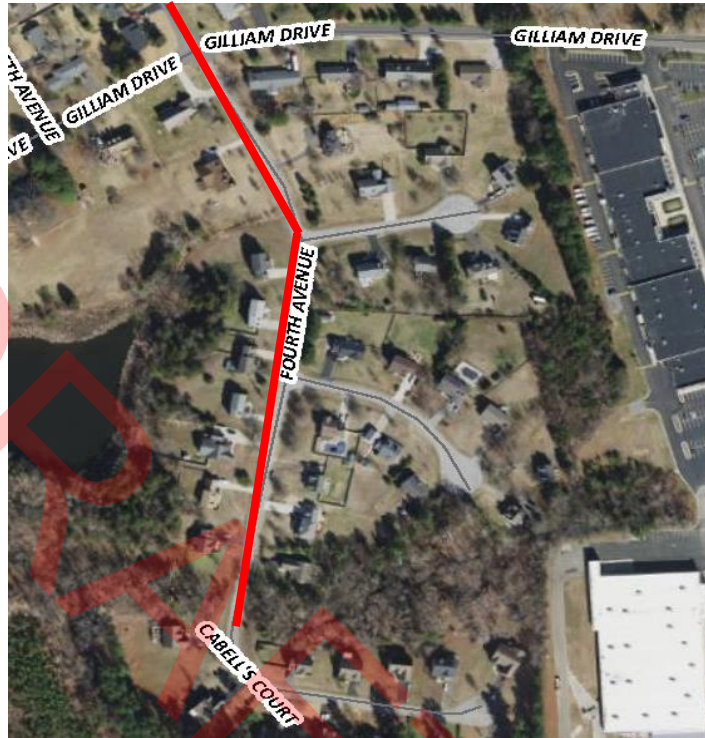
Project: Paving - Fourth Avenue Ext

Budget:
\$12,600

Department:
Public Works

Funding Source:
Street Maintenance
Fund

Project Manager:
Public Works
Director



Project Description:
Improvements to the roadway are warranted on Fourth Avenue Ext. This will elevate potholes, cracking, and poor pavement issues. This will enhance traffic, safety, and mobility.

Town Council Goal(s) Met:

Infrastructure-Improve and maintain the Town's important capital assets that are critical to service, delivery, safety, and quality of life.

	Year 1	Year 2	Year 3	Year 4	Year 5	Total
Paving	\$12,600					\$12,600
Milling						\$0
						\$0
Total Project Cost	\$12,600	\$0	\$0	\$0	\$0	\$12,600
Annual Cost	FY2025-26	FY2026-27	FY2027-28	FY2028-29	FY2029-30	Total
PW-Street Maintenance	\$12,600					\$12,600
Capital Outlay						
Total Expense	\$12,600	\$0	\$0	\$0	\$0	\$12,600

Funding Source(s)	FY2025-26	FY2026-27	FY2027-28	FY2028-29	FY2029-30	Total
PW-Street Maintenance	\$12,600					\$12,600
State of Good Repair						\$0
Total Revenue	\$12,600	\$0	\$0	\$0	\$0	\$12,600

Town of Farmville, Virginia
2025 Five-Year Capital Improvement Program - Capital Projects

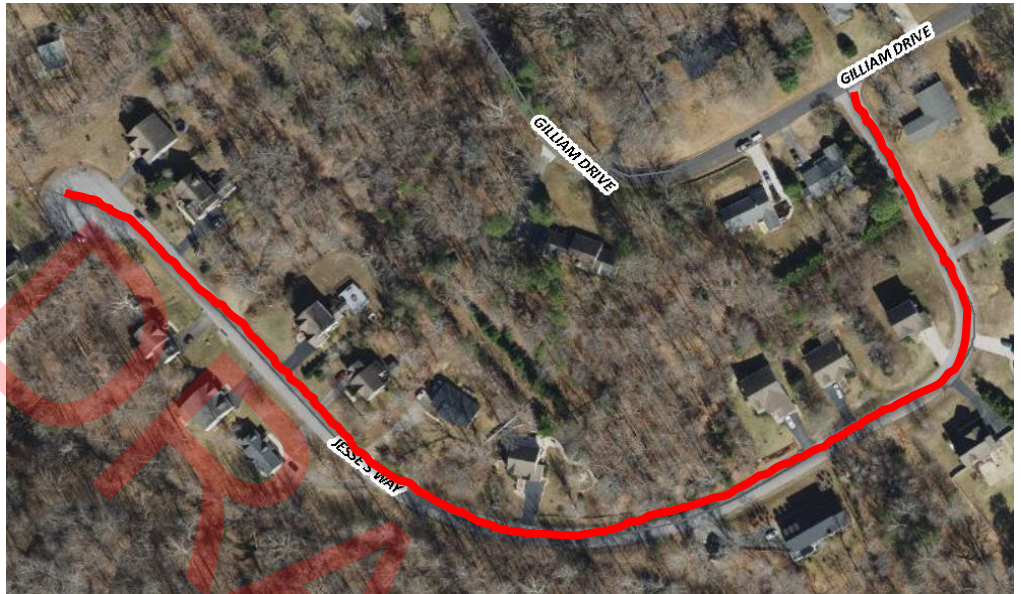
Project: Paving - Jesse's Way

Budget:
\$80,430

Department:
Public Works

Funding Source:
Street Maintenance
Fund

Project Manager:
Public Works
Director



Project Description:

Improvements to the roadway are warranted on Jesse's Way. This will elevate potholes, cracking, and poor pavement issues. This will enhance traffic, safety, and mobility.

Town Council Goal(s) Met:

Infrastructure-Improve and maintain the Town's important capital assets that are critical to service, delivery, safety, and quality of life.

	Year 1	Year 2	Year 3	Year 4	Year 5	Total
Paving	\$80,430					\$80,430
Milling						\$0
						\$0
Total Project Cost	\$80,430	\$0	\$0	\$0	\$0	\$80,430
Annual Cost	FY2025-26	FY2026-27	FY2027-28	FY2028-29	FY2029-30	Total
PW-Street Maintenance	\$80,430					\$80,430
Capital Outlay						
Total Expense	\$80,430	\$0	\$0	\$0	\$0	\$80,430

Funding Source(s)	FY2025-26	FY2026-27	FY2027-28	FY2028-29	FY2029-30	Total
PW-Street Maintenance	\$80,430					\$80,430
State of Good Repair						\$0
Total Revenue	\$80,430	\$0	\$0	\$0	\$0	\$80,430

Town of Farmville, Virginia
2025 Five-Year Capital Improvement Program - Capital Projects

Project: Paving - Lee Drive Ext

Budget:
\$52,920

Department:
Public Works

Funding Source:
Street Maintenance
Fund

Project Manager:
Public Works
Director



Project Description:

Improvements to the roadway are warranted on Lee Drive Ext. This will elevate potholes, cracking, and poor pavement issues. This will enhance traffic, safety, and mobility.

Town Council Goal(s) Met:

Infrastructure-Improve and maintain the Town's important capital assets that are critical to service, delivery, safety, and quality of life.

	Year 1	Year 2	Year 3	Year 4	Year 5	Total
Paving	\$52,920					\$52,920
Milling						\$0
						\$0
Total Project Cost	\$52,920	\$0	\$0	\$0	\$0	\$52,920
Annual Cost	FY2025-26	FY2026-27	FY2027-28	FY2028-29	FY2029-30	Total
PW-Street Maintenance	\$52,920					\$52,920
Capital Outlay						
Total Expense	\$52,920	\$0	\$0	\$0	\$0	\$52,920

Funding Source(s)	FY2025-26	FY2026-27	FY2027-28	FY2028-29	FY2029-30	Total
PW-Street Maintenance	\$52,920					\$52,920
State of Good Repair						\$0
Total Revenue	\$52,920	\$0	\$0	\$0	\$0	\$52,920

Town of Farmville, Virginia
2025 Five-Year Capital Improvement Program - Capital Projects

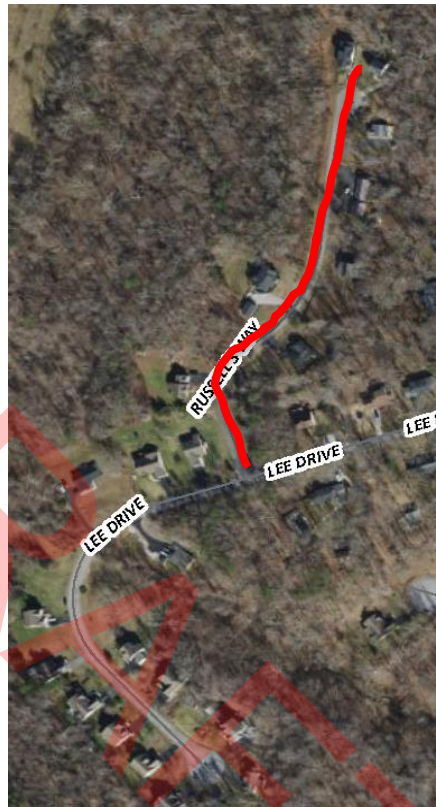
Project: Paving - Russell's Way

Budget:
\$47,880

Department:
Public Works

Funding Source:
Street Maintenance
Fund

Project Manager:
Public Works
Director



Project Description:

Improvements to the roadway are warranted on Russell's Way. This will elevate potholes, cracking, and poor pavement issues. This will enhance traffic, safety, and mobility.

Town Council Goal(s) Met:

Infrastructure-Improve and maintain the Town's important capital assets that are critical to service, delivery, safety, and quality of life.

	Year 1	Year 2	Year 3	Year 4	Year 5	Total
Paving	\$47,880					\$47,880
Milling						\$0
						\$0
Total Project Cost	\$47,880	\$0	\$0	\$0	\$0	\$47,880
Annual Cost	FY2025-26	FY2026-27	FY2027-28	FY2028-29	FY2029-30	Total
PW-Street Maintenance	\$47,880					\$47,880
Capital Outlay						
Total Expense	\$47,880	\$0	\$0	\$0	\$0	\$47,880

Funding Source(s)	FY2025-26	FY2026-27	FY2027-28	FY2028-29	FY2029-30	Total
PW-Street Maintenance	\$47,880					\$47,880
State of Good Repair						\$0
Total Revenue	\$47,880	\$0	\$0	\$0	\$0	\$47,880

Town of Farmville, Virginia
2025 Five-Year Capital Improvement Program - Capital Projects

Project: Paving - Sanford Street

Budget:
\$91,350

Department:
Public Works

Funding Source:
Street Maintenance Fund

Project Manager:
Public Works Director



Project Description:

Improvements to the roadway are warranted on Sanford St. This will alleviate potholes, cracking, and poor pavement issues. This will enhance traffic, safety, and mobility.

Town Council Goal(s) Met:

Infrastructure-Improve and maintain the Town's important capital assets that are critical to service, delivery, safety, and quality of life.

	Year 1	Year 2	Year 3	Year 4	Year 5	Total
Paving	\$91,350					\$91,350
Milling						\$0
						\$0
Total Project Cost	\$91,350	\$0	\$0	\$0	\$0	\$91,350
Annual Cost	FY2025-26	FY2026-27	FY2027-28	FY2028-29	FY2029-30	Total
PW-Street Maintenance	\$91,350					\$91,350
Capital Outlay						
Total Expense	\$91,350	\$0	\$0	\$0	\$0	\$91,350

Funding Source(s)	FY2025-26	FY2026-27	FY2027-28	FY2028-29	FY2029-30	Total
PW-Street Maintenance	\$91,350					\$91,350
State of Good Repair						\$0
Total Revenue	\$91,350	\$0	\$0	\$0	\$0	\$91,350

Town of Farmville, Virginia
2025 Five-Year Capital Improvement Program - Capital Projects

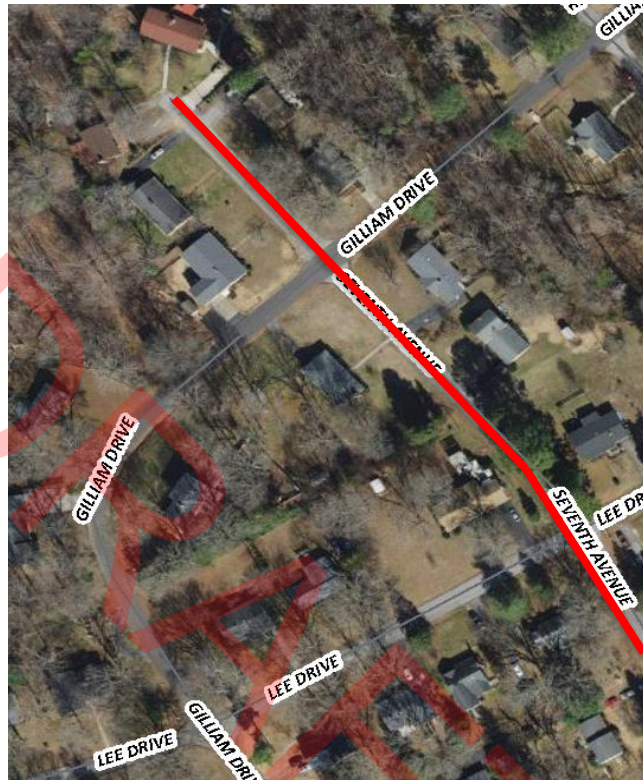
Project: Paving - Seventh Avenue

Budget:
\$37,800

Department:
Public Works

Funding Source:
Street Maintenance
Fund

Project Manager:
Public Works
Director



Project Description:

Improvements to the roadway are warranted on Seventh Avenue. This will elevate potholes, cracking, and poor pavement issues. This will enhance traffic, safety, and mobility.

Town Council Goal(s) Met:

Infrastructure-Improve and maintain the Town's important capital assets that are critical to service, delivery, safety, and quality of life.

	Year 1	Year 2	Year 3	Year 4	Year 5	Total
Paving	\$37,800					\$37,800
Milling						\$0
						\$0
Total Project Cost	\$37,800	\$0	\$0	\$0	\$0	\$37,800
Annual Cost	FY2025-26	FY2026-27	FY2027-28	FY2028-29	FY2029-30	Total
PW-Street Maintenance	\$37,800					\$37,800
Capital Outlay						
Total Expense	\$37,800	\$0	\$0	\$0	\$0	\$37,800

Funding Source(s)	FY2025-26	FY2026-27	FY2027-28	FY2028-29	FY2029-30	Total
PW-Street Maintenance	\$37,800					\$37,800
State of Good Repair						\$0
Total Revenue	\$37,800	\$0	\$0	\$0	\$0	\$37,800

Town of Farmville, Virginia
2025 Five-Year Capital Improvement Program - Capital Projects

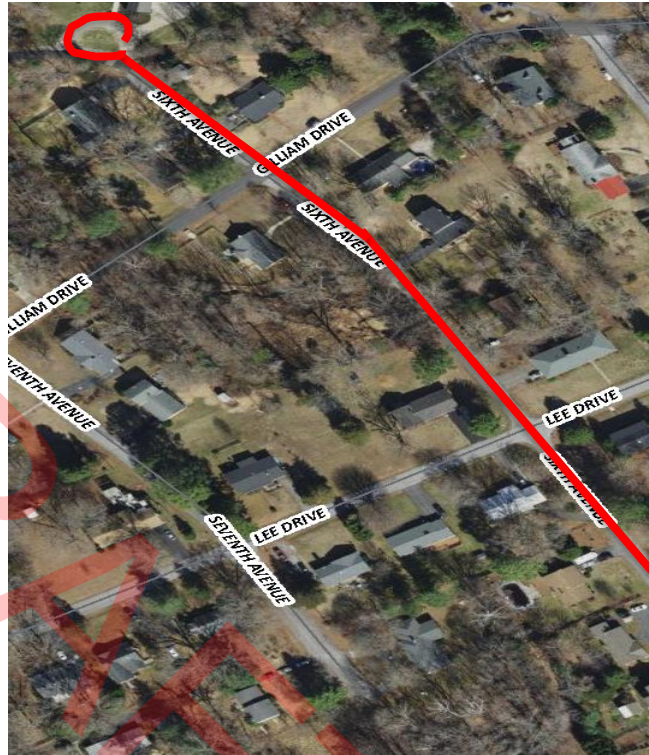
Project: Paving - Sixth Avenue

Budget:
\$39,900

Department:
Public Works

Funding Source:
Street Maintenance
Fund

Project Manager:
Public Works
Director



Project Description:

Improvements to the roadway are warranted on Sixth Avenue. This will elevate potholes, cracking, and poor pavement issues. This will enhance traffic, safety, and mobility.

Town Council Goal(s) Met:

Infrastructure-Improve and maintain the Town's important capital assets that are critical to service, delivery, safety, and quality of life.

	Year 1	Year 2	Year 3	Year 4	Year 5	Total
Paving	\$39,900					\$39,900
Milling						\$0
						\$0
Total Project Cost	\$39,900	\$0	\$0	\$0	\$0	\$39,900
Annual Cost	FY2025-26	FY2026-27	FY2027-28	FY2028-29	FY2029-30	Total
PW-Street Maintenance	\$39,900					\$39,900
Capital Outlay						
Total Expense	\$39,900	\$0	\$0	\$0	\$0	\$39,900

Funding Source(s)	FY2025-26	FY2026-27	FY2027-28	FY2028-29	FY2029-30	Total
PW-Street Maintenance	\$39,900					\$39,900
State of Good Repair						\$0
Total Revenue	\$39,900	\$0	\$0	\$0	\$0	\$39,900

Fiscal Year



2026 - 2027

Town of Farmville, Virginia
2025 Five-Year Capital Improvement Program - Capital Projects

Project: **Bike Pump Track**

Budget:
\$425,000

Department:
Parks and Recreation

Funding Source:
General Fund

Project Manager:
Parks and Recreation
Director



Project Description:

A Bike Pump Track will be added to Wilck's Lake Park beside the Skatepark. It is available for all-wheel activity (bikes, skateboards, etc.) on track. American Ramp Company provided the initial quote and construction layout, which has also worked on Wilck's Lake Skatepark. The quote also expands new structures to the existing skatepark. The picture and estimated cost are of smaller asphalt pump tracks the company has built to minimize maintenance needs. Additional funds in the quote include landscaping of the area once construction has been completed.

Town Council Goal(s) Met:

Recreation and Cultural Activities – Take actions to further develop and promote Farmville as the regional hub for recreation and cultural activities.

	Year 1	Year 2	Year 3	Year 4	Year 5	Total
Construction		\$425,000				\$425,000
						\$0
						\$0
						\$0
Total Project Cost	\$0	\$425,000	\$0	\$0	\$0	\$425,000
Annual Cost	FY2025-26	FY2026-27	FY2027-28	FY2028-29	FY2029-30	Total
General Fund		\$425,000				\$425,000
						\$0
Total Expense	\$0	\$425,000	\$0	\$0	\$0	\$425,000
Funding Source(s)	FY2025-26	FY2026-27	FY2027-28	FY2028-29	FY2029-30	Total
General Fund		\$425,000				\$425,000
						\$0
Total Revenue	\$0	\$425,000	\$0	\$0	\$0	\$425,000

Town of Farmville, Virginia
2025 Five-Year Capital Improvement Program - Capital Projects

Project: Shelters & Picnic Tables at Splash Pad

Budget:
\$30,000

Department:
Public Works

Funding Source:
Maintenance - Building and Ground

Project Manager:
Public Works Director



Project Description:

Improvements to the park area are warranted to add shelters for shade and places for people to sit.

Town Council Goal(s) Met:

Recreation and Cultural Activities – Take actions to further develop and promote Farmville as the regional hub for recreation and cultural activities.

	Year 1	Year 2	Year 3	Year 4	Year 5	\$0
Maintenance - Building and Ground		\$30,000				\$30,000
						\$0
Total Project Cost	\$0	\$30,000	\$0	\$0	\$0	\$30,000
Annual Cost	FY2025-26	FY2026-27	FY2027-28	FY2028-29	FY2029-30	Total
Maintenance - Building and Ground		\$30,000				\$30,000
Total Expense	\$0	\$30,000	\$0	\$0	\$0	\$30,000
Funding Source(s)	FY2025-26	FY2026-27	FY2027-28	FY2028-29	FY2029-30	Total
General Fund		\$30,000				\$30,000
						\$0
Total Revenue	\$0	\$30,000	\$0	\$0	\$0	\$30,000

Town of Farmville, Virginia
2025 Five-Year Capital Improvement Program - Capital Projects

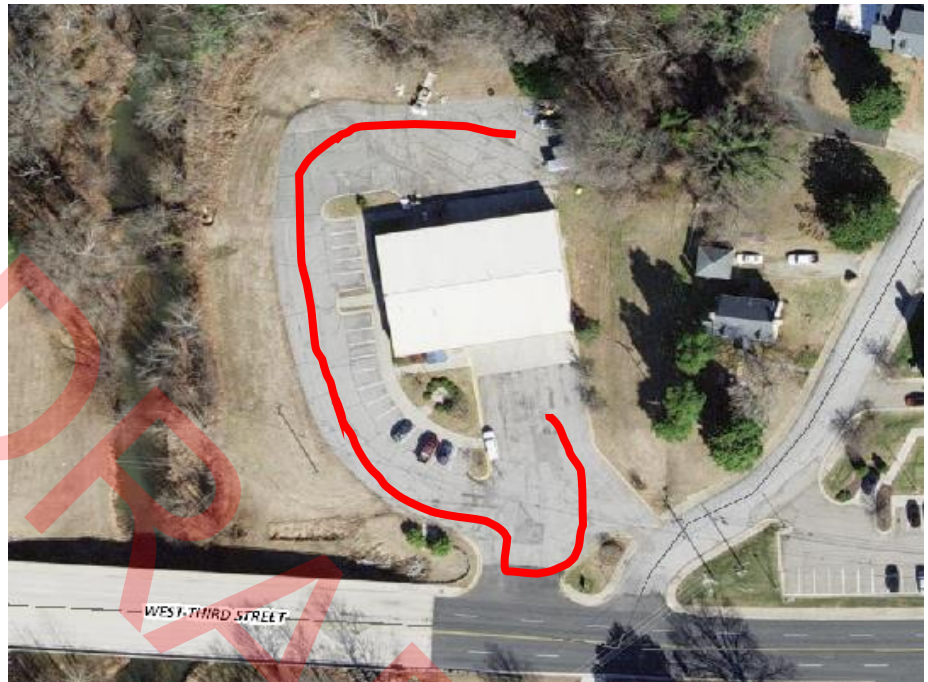
Project: **Paving - Fire Department Parking Lot**

Budget:
\$80,000

Department:
Public Works

Funding Source:
Maintenance - Building
and Ground

Project Manager:
Public Works Director



Project Description:

Improvements to the parking lots are warranted. This will elevate potholes, cracking, and poor pavement issues. This will enhance traffic, safety, and mobility.

Town Council Goal(s) Met:

Infrastructure – Improve and maintain the Town’s important capital assets that are critical to service, delivery, safety, and quality of life.

	Year 1	Year 2	Year 3	Year 4	Year 5	Total
Paving		\$80,000				\$80,000
						\$0
						\$0
Total Project Cost	\$0	\$80,000	\$0	\$0	\$0	\$80,000
Annual Cost	FY2025-26	FY2026-27	FY2027-28	FY2028-29	FY2029-30	Total
Maintenance - Building and Grounds		\$80,000				\$80,000
						\$0
Total Expense	\$0	\$80,000	\$0	\$0	\$0	\$80,000

Funding Source(s)	FY2025-26	FY2026-27	FY2027-28	FY2028-29	FY2029-30	Total
Maintenance - Building and Grounds		\$80,000				\$80,000
						\$0
Total Revenue	\$0	\$80,000	\$0	\$0	\$0	\$80,000

Town of Farmville, Virginia
2025 Five-Year Capital Improvement Program - Capital Projects

Project: **Paving - Parking Lots on North Main @ Plaza & Riverside**

Budget:
\$125,000

Department:
Public Works

Funding Source:
Maintenance - Building and Ground

Project Manager:
Public Works Director



Project Description:

Repave parking lots at the upper and lower lots by the Downtown Plaza and Riverside Park. Improvements to the parking lots are warranted. This will elevate potholes, cracking, and poor pavement issues. This will enhance traffic, safety, and mobility.

Town Council Goal(s) Met:

Infrastructure – Improve and maintain the Town’s important capital assets that are critical to service, delivery, safety, and quality of life.

	Year 1	Year 2	Year 3	Year 4	Year 5	Total
Paving		\$125,000				\$125,000
						\$0
						\$0
Total Project Cost	\$0	\$125,000	\$0	\$0	\$0	\$125,000
Annual Cost	FY2025-26	FY2026-27	FY2027-28	FY2028-29	FY2029-30	Total
Maintenance - Building and Ground		\$125,000				\$125,000
						\$0
Total Expense	\$0	\$125,000	\$0	\$0	\$0	\$125,000

Funding Source(s)	FY2025-26	FY2026-27	FY2027-28	FY2028-29	FY2029-30	Total
Maintenance - Building and Ground		\$125,000				\$125,000
						\$0
Total Revenue	\$0	\$125,000	\$0	\$0	\$0	\$125,000

Town of Farmville, Virginia
2025 Five-Year Capital Improvement Program - Capital Projects

Project: **Paving - Water Treatment Plant Road & Parking Lot**

Budget:
\$110,000

Department:
Public Works

Funding Source:
Water Treatment Plant
Enterprise Fund

Project Manager:
Public Works Director



Project Description:

Improvements to Town owned streets and parking lots are warranted. This will elevate potholes, cracking, and poor pavement issues. This will enhance traffic, safety, and mobility.

Town Council Goal(s) Met:

Infrastructure – Improve and maintain the Town’s important capital assets that are critical to service, delivery, safety, and quality of life.

	Year 1	Year 2	Year 3	Year 4	Year 5	Total
Paving - Road and Parking Lot		\$110,000				\$110,000
						\$0
						\$0
Total Project Cost	\$0	\$110,000	\$0	\$0	\$0	\$110,000
Annual Cost	FY2025-26	FY2026-27	FY2027-28	FY2028-29	FY2029-30	Total
Water Treatment Plant Enterprise Fund		\$110,000				\$110,000
						\$0
Total Expense	\$0	\$110,000	\$0	\$0	\$0	\$110,000

Funding Source(s)	FY2025-26	FY2026-27	FY2027-28	FY2028-29	FY2029-30	Total
Water Treatment Plant Enterprise Fund		\$110,000				\$110,000
						\$0
Total Revenue	\$0	\$110,000	\$0	\$0	\$0	\$110,000

Town of Farmville, Virginia
2025 Five-Year Capital Improvement Program - Capital Projects

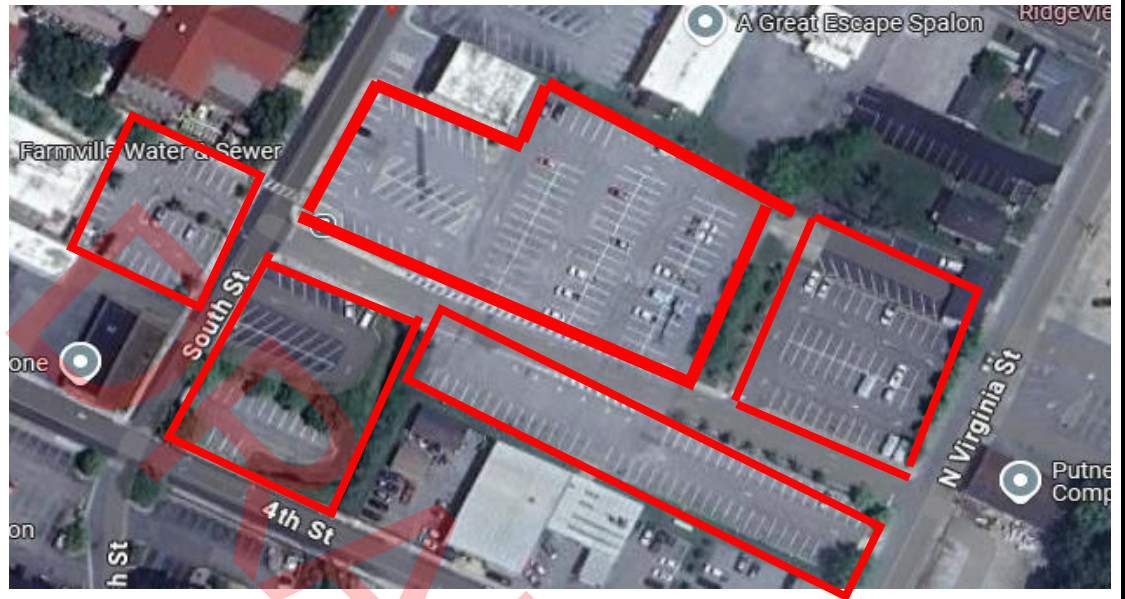
Project: Paving - Municipal Lots (on South Street behind Town Hall)

Budget:
\$283,000

Department:
Public Works

Funding Source:
Maintenance - Building and Ground

Project Manager:
Public Works Director



Project Description:

Improvements to the parking lots are warranted. This will elevate potholes, cracking, and poor pavement issues. This will enhance traffic, safety, and mobility.

Town Council Goal(s) Met:

Infrastructure – Improve and maintain the Town’s important capital assets that are critical to service, delivery, safety, and quality of life.

	Year 1	Year 2	Year 3	Year 4	Year 5	Total
Paving		\$283,000				\$283,000
						\$0
						\$0
Total Project Cost	\$0	\$283,000	\$0	\$0	\$0	\$283,000
Annual Cost	FY2025-26	FY2026-27	FY2027-28	FY2028-29	FY2029-30	Total
Maintenance - Building and Ground		\$283,000				\$283,000
						\$0
Total Expense	\$0	\$283,000	\$0	\$0	\$0	\$283,000

Funding Source(s)	FY2025-26	FY2026-27	FY2027-28	FY2028-29	FY2029-30	Total
General Fund		\$283,000				\$283,000
						\$0
Total Revenue	\$0	\$283,000	\$0	\$0	\$0	\$283,000

Town of Farmville, Virginia
2025 Five-Year Capital Improvement Program - Capital Projects

Project: Paving - Clark Street

Budget:
\$73,000

Department:
Public Works

Funding Source:
Street Maintenance
Fund

Project Manager:
Public Works Director



Project Description:

Improvements to the roadway are warranted on Clark Street. This will elevate potholes, cracking, and poor pavement issues. This will enhance traffic, safety, and mobility.

Town Council Goal(s) Met:

Infrastructure – Improve maintain the Town’s important capital assets that are critical to service delivery, safety, and quality of life.

	Year 1	Year 2	Year 3	Year 4	Year 5	Total
Paving		\$63,000				\$63,000
Milling		\$10,000				\$10,000
						\$0
						\$0
Total Project Cost	\$0	\$73,000	\$0	\$0	\$0	\$73,000
Annual Cost	FY2025-26	FY2026-27	FY2027-28	FY2028-29	FY2028-29	Total
PW-Street Maintenance		\$73,000				\$73,000
Capital Outlay						\$0
Total Expense	\$0	\$73,000	\$0	\$0	\$0	\$73,000
Funding Source(s)	FY2025-26	FY2026-27	FY2027-28	FY2028-29	FY2028-29	Total
PW-Street Maintenance		\$73,000				\$73,000
State of Good Repair						\$0
Total Revenue	\$0	\$73,000	\$0	\$0	\$0	\$73,000

Town of Farmville, Virginia
2025 Five-Year Capital Improvement Program - Capital Projects

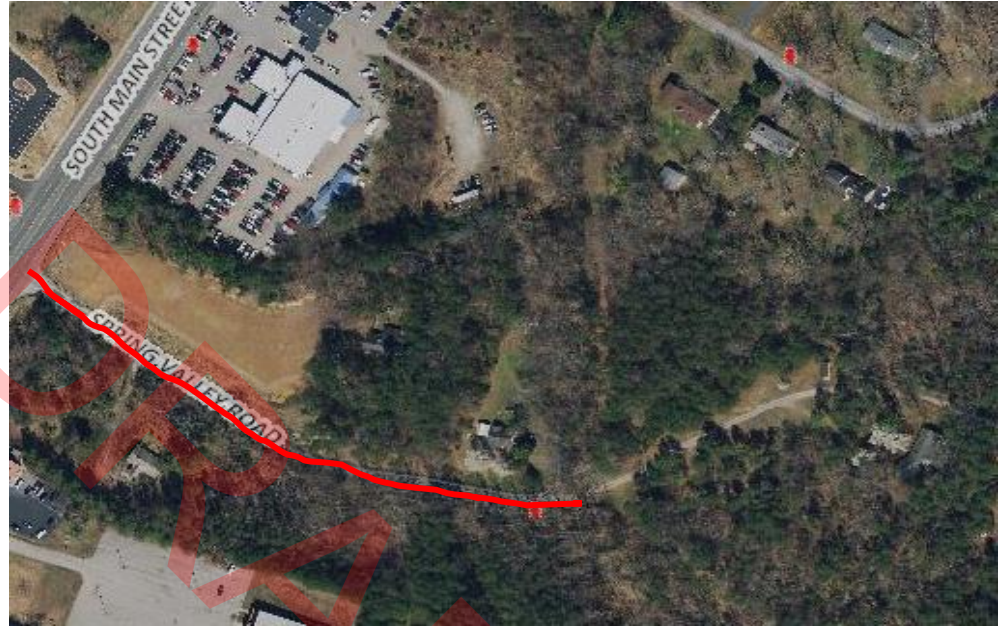
Project: Paving - Spring Valley Road

Budget:
\$31,000

Department:
Public Works

Funding Source:
Street Maintenance
Fund

Project Manager:
Public Works Director



Project Description:

Improvements to the roadway are warranted on Spring Valley Road. This will elevate potholes, cracking, and poor pavement issues. This will enhance traffic, safety, and mobility.

Town Council Goal(s) Met:

Infrastructure – Improve maintain the Town’s important capital assets that are critical to service delivery, safety, and quality of life.

	Year 1	Year 2	Year 3	Year 4	Year 5	Total
Paving		\$30,000				\$30,000
Milling		\$1,000				\$1,000
						\$0
						\$0
Total Project Cost	\$0	\$31,000	\$0	\$0	\$0	\$31,000
Annual Cost	FY2025-26	FY2026-27	FY2027-28	FY2028-29	FY2029-30	Total
PW-Street Maintenance		\$31,000				\$31,000
Capital Outlay						\$0
Total Expense	\$0	\$31,000	\$0	\$0	\$0	\$31,000
Funding Source(s)	FY2025-26	FY2026-27	FY2027-28	FY2028-29	FY2029-30	Total
PW-Street Maintenance		\$31,000				\$31,000
State of Good Repair						\$0
Total Revenue	\$0	\$31,000	\$0	\$0	\$0	\$31,000

Town of Farmville, Virginia
2024 Five-Year Capital Improvement Program - Capital Projects

Project: Paving - South Main Street (Reed St to Town Limits)

Budget:
\$1,020,000

Department:
Public Works

Funding Source:
Street Maintenance Fund

Project Manager:
Public Works Director



Project Description:

Improvements to the roadway are warranted on South Main Street, from Reed Street to town limit. This will elevate potholes, cracking, and poor pavement issues. This will enhance traffic, safety, and mobility.

Town Council Goal(s) Met:

Infrastructure – Improve and maintain the Town’s important capital assets that are critical to service, delivery, safety, and quality of life.

	Year 1	Year 2	Year 3	Year 4	Year 5	Total
Paving		\$1,010,000				\$1,010,000
Milling		\$10,000				\$10,000
						\$0
Total Project Cost	\$0	\$1,020,000	\$0	\$0	\$0	\$1,020,000

Annual Cost	FY2025-26	FY2026-27	FY2027-28	FY2028-29	FY2029-30	Total
PW-Street Maintenance		\$1,020,000				\$1,020,000
Capital Outlay						\$0
Total Expense	\$0	\$1,020,000	\$0	\$0	\$0	\$1,020,000

Funding Source(s)	FY2025-26	FY2026-27	FY2027-28	FY2028-29	FY2029-30	Total
PW-Street Maintenance		\$1,020,000				\$1,020,000
State of Good Repair						\$0
Total Revenue	\$0	\$1,020,000	\$0	\$0	\$0	\$1,020,000

Fiscal Year



2027 - 2028

Town of Farmville, Virginia
2025 Five-Year Capital Improvement Program - Capital Projects

Project: **Outdoor Basketball Court**

Budget:
\$275,000

Department:
Parks and
Recreation

Funding Source:
General Fund

Project Manager:
Parks and
Recreation Director



Project Description:

An outdoor basketball court with a roof will provide a safe place for the community to participate in outdoor activities at Lions Park. The structure will cover a full-length outdoor basketball court and a multi-purpose area adjacent to pickleball and other outdoor activities. Current initial quote from W.A. Stratton for the covered structure and Harold Collins for paving a new basketball/pickleball courts. We will be looking for additional quotes for the design and the process for building the structure.

Town Council Goal(s) Met:

Recreation and Cultural Activities – Take actions to further develop and promote Farmville as the regional hub for recreation and cultural activities.

	Year 1	Year 2	Year 3	Year 4	Year 5	Total
Engineering & Construction			\$275,000			\$275,000
						\$0
						\$0
						\$0
Total Project Cost	\$0	\$0	\$275,000	\$0	\$0	\$275,000
Annual Cost	FY2025-26	FY2026-27	FY2027-28	FY2028-29	FY2029-30	Total
Recreation - Capital Outlay						\$0
Total Expense	\$0	\$0	\$0	\$0	\$0	\$0

Funding Source(s)	FY2025-26	FY2026-27	FY2027-28	FY2028-29	FY2029-30	Total
General Fund						\$0
						\$0
Total Revenue	\$0	\$0	\$0	\$0	\$0	\$0

Town of Farmville, Virginia
2025 Five-Year Capital Improvement Program - Capital Projects

Project: Paving - Parking Lots at Various Locations

Budget:
\$140,000

Department:
Public Works

Funding Source:
Maintenance - Building
and Ground

Project Manager:
Public Works Director



Project Description:

Improvements to the parking lots are warranted. This will elevate potholes, cracking, and poor pavement issues. This will enhance traffic, safety, and mobility.

Town Council Goal(s) Met:

Infrastructure – Improve and maintain the Town’s important capital assets that are critical to service, delivery, safety, and quality of life.

	Year 1	Year 2	Year 3	Year 4	Year 5	Total
Paving - Various Parks			\$140,000			\$140,000
Parking Lots						\$0
						\$0
Total Project Cost	\$0	\$0	\$140,000	\$0	\$0	\$140,000
Annual Cost	FY2025-26	FY2026-27	FY2027-28	FY2028-29	FY2029-30	Total
Maintenance - Building and Ground			\$140,000			\$140,000
						\$0
Total Expense	\$0	\$0	\$140,000	\$0	\$0	\$140,000
Funding Source(s)	FY2025-26	FY2026-27	FY2027-28	FY2028-29	FY2029-30	Total
General Fund			\$140,000			\$140,000
						\$0
Total Revenue	\$0	\$0	\$140,000	\$0	\$0	\$140,000

Town of Farmville, Virginia
2025 Five-Year Capital Improvement Program - Capital Projects

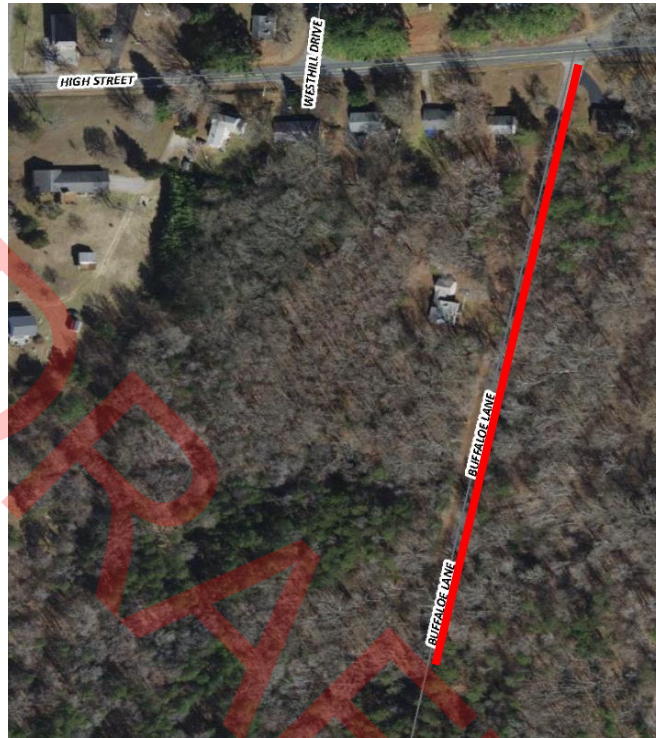
Project: Paving - Buffalo Lane

Budget: \$44,880

Department: Public Works

Funding Source: Street Maintenance Fund

Project Manager: Public Works Director



Project Description:

Improvements to the roadway are warranted on Buffalo Lane. This will elevate potholes, cracking, and poor pavement issues. This will enhance traffic, safety, and mobility.

Town Council Goal(s) Met:

Infrastructure – Improve and maintain the Town’s important capital assets that are critical to service, delivery, safety, and quality of life.

	Year 1	Year 2	Year 3	Year 4	Year 5	Total
Paving			\$43,880			\$43,880
Milling			\$1,000			\$1,000
						\$0
Total Project Cost	\$0	\$0	\$44,880	\$0	\$0	\$44,880
Annual Cost	FY2025-26	FY2026-27	FY2027-28	FY2028-29	FY2029-30	Total
PW-Street Maintenance			\$44,880			\$44,880
Capital Outlay						\$0
Total Expense	\$0	\$0	\$44,880	\$0	\$0	\$44,880

Funding Source(s)	FY2025-26	FY2026-27	FY2027-28	FY2028-29	FY2029-30	Total
PW-Street Maintenance			\$44,880			\$44,880
State of Good Repair						\$0
Total Revenue	\$0	\$0	\$44,880	\$0	\$0	\$44,880

Town of Farmville, Virginia
2025 Five-Year Capital Improvement Program - Capital Projects

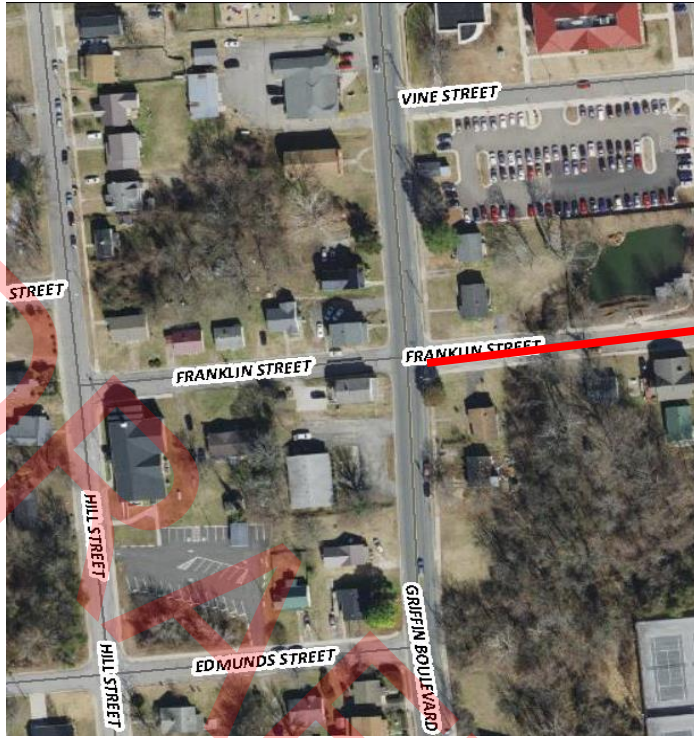
Project: Paving - Franklin Street

Budget: \$13,920

Department: Public Works

Funding Source: Street Maintenance Fund

Project Manager: Public Works Director



Project Description:

Improvements to the roadway are warranted on Franklin Street. This will elevate potholes, cracking, and poor pavement issues. This will enhance traffic, safety, and mobility.

Town Council Goal(s) Met:

Infrastructure – Improve and maintain the Town’s important capital assets that are critical to service, delivery, safety, and quality of life.

	Year 1	Year 2	Year 3	Year 4	Year 5	Total
Paving			\$12,920			\$12,920
Milling			\$1,000			\$1,000
						\$0
Total Project Cost	\$0	\$0	\$13,920	\$0	\$0	\$13,920
Annual Cost	FY2025-26	FY2026-27	FY2027-28	FY2028-29	FY2029-30	Total
PW-Street Maintenance			\$13,920			\$13,920
Capital Outlay						\$0
Total Expense	\$0	\$0	\$13,920	\$0	\$0	\$13,920

Funding Source(s)	FY2025-26	FY2026-27	FY2027-28	FY2028-29	FY2029-30	Total
PW-Street Maintenance			\$13,920			\$13,920
State of Good Repair						\$0
Total Revenue	\$0	\$0	\$13,920	\$0	\$0	\$13,920

Town of Farmville, Virginia
2025 Five-Year Capital Improvement Program - Capital Projects

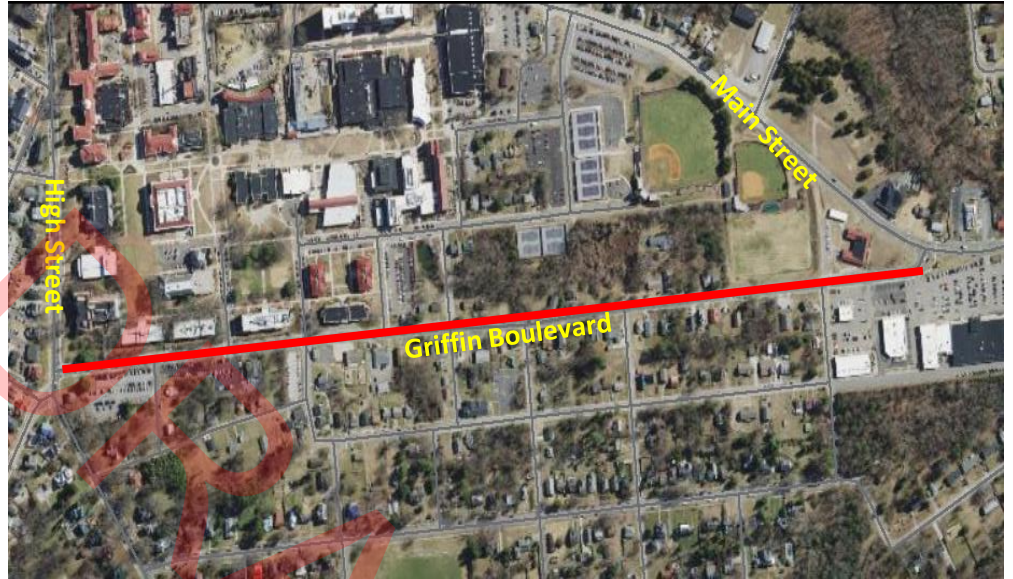
Project: Paving - Griffin Boulevard

Budget: \$91,200

Department: Public Works

Funding Source: Street Maintenance Fund

Project Manager: Public Works Director



Project Description:

Improvements to the roadway are warranted on Griffin Boulevard. This will elevate potholes, cracking, and poor pavement issues. This will enhance traffic, safety, and mobility.

Town Council Goal(s) Met:

Infrastructure – Improve and maintain the Town’s important capital assets that are critical to service, delivery, safety, and quality of life.

	Year 1	Year 2	Year 3	Year 4	Year 5	Total
Paving			\$90,000			\$90,000
Milling			\$1,200			\$1,200
						\$0
Total Project Cost	\$0	\$0	\$91,200	\$0	\$0	\$91,200
Annual Cost	FY2025-26	FY2026-27	FY2027-28	FY2028-29	FY2029-30	Total
PW-Street Maintenance			\$91,200			\$91,200
Capital Outlay						\$0
Total Expense	\$0	\$0	\$91,200	\$0	\$0	\$91,200

Funding Source(s)	FY2025-26	FY2026-27	FY2027-28	FY2028-29	FY2029-30	Total
PW-Street Maintenance			\$91,200			\$91,200
State of Good Repair						\$0
Total Revenue	\$0	\$0	\$91,200	\$0	\$0	\$91,200

Town of Farmville, Virginia
2025 Five-Year Capital Improvement Program - Capital Projects

Project: Paving - High Street

Budget: \$630,000

Department: Public Works

Funding Source: Street Maintenance Fund

Project Manager: Public Works Director



Project Description:

Improvements to the roadway are warranted on High Street. This will elevate potholes, cracking, and poor pavement issues. This will enhance traffic, safety, and mobility.

Town Council Goal(s) Met:

Infrastructure – Improve and maintain the Town’s important capital assets that are critical to service, delivery, safety, and quality of life.

	Year 1	Year 2	Year 3	Year 4	Year 5	Total
Paving			\$580,000			\$580,000
Milling			\$50,000			\$50,000
						\$0
Total Project Cost	\$0	\$0	\$630,000	\$0	\$0	\$630,000
Annual Cost	FY2025-26	FY2026-27	FY2027-28	FY2028-29	FY2029-30	Total
PW-Street Maintenance			\$630,000			\$630,000
Capital Outlay						\$0
Total Expense	\$0	\$0	\$630,000	\$0	\$0	\$630,000
Funding Source(s)	FY2025-26	FY2026-27	FY2027-28	FY2028-29	FY2029-30	Total
PW-Street Maintenance			\$630,000			\$630,000
State of Good Repair						\$0
Total Revenue	\$0	\$0	\$630,000	\$0	\$0	\$630,000

Town of Farmville, Virginia
2025 Five-Year Capital Improvement Program - Capital Projects

Project: Paving - Madison Street (Off Griffin Boulevard)

Budget: \$32,640

Department: Public Works

Funding Source: Street Maintenance Fund

Project Manager: Public Works Director



Project Description:

Improvements to the roadway are warranted on Madison Street. This will *elevate* potholes, cracking, and poor pavement issues. This will enhance traffic, safety, and mobility.

Town Council Goal(s) Met:

Infrastructure – Improve and maintain the Town’s important capital assets that are critical to service, delivery, safety, and quality of life.

	Year 1	Year 2	Year 3	Year 4	Year 5	Total
Paving			\$31,640			\$31,640
Milling			\$1,000			\$1,000
						\$0
Total Project Cost	\$0	\$0	\$32,640	\$0	\$0	\$32,640
Annual Cost	FY2025-26	FY2026-27	FY2027-28	FY2028-29	FY2029-30	Total
PW-Street Maintenance			\$32,640			\$32,640
Capital Outlay						\$0
Total Expense	\$0	\$0	\$32,640	\$0	\$0	\$32,640

Funding Source(s)	FY2025-26	FY2026-27	FY2027-28	FY2028-29	FY2029-30	Total
PW-Street Maintenance			\$32,640			\$32,640
State of Good Repair						\$0
Total Revenue	\$0	\$0	\$32,640	\$0	\$0	\$32,640

Town of Farmville, Virginia
2025 Five-Year Capital Improvement Program - Capital Projects

Project: Paving - Oak Street

Budget:
\$106,320

Department:
Public Works

Funding Source:
Street Maintenance Fund

Project Manager:
Public Works Director



Project Description:

Improvements to the roadway are warranted on Oak Street. This will elevate potholes, cracking, and poor pavement issues. This will enhance traffic, safety, and mobility.

Town Council Goal(s) Met:

Infrastructure – Improve and maintain the Town’s important capital assets that are critical to service, delivery, safety, and quality of life.

	Year 1	Year 2	Year 3	Year 4	Year 5	Total
Paving			\$81,320			\$81,320
Milling			\$25,000			\$25,000
						\$0
Total Project Cost	\$0	\$0	\$106,320	\$0	\$0	\$106,320
Annual Cost	FY2025-26	FY2026-27	FY2027-28	FY2028-29	FY2029-30	Total
PW-Street Maintenance			\$106,320			\$106,320
Capital Outlay						\$0
Total Expense	\$0	\$0	\$106,320	\$0	\$0	\$106,320

Funding Source(s)	FY2025-26	FY2026-27	FY2027-28	FY2028-29	FY2029-30	Total
PW-Street Maintenance			\$106,320			\$106,320
State of Good Repair						\$0
Total Revenue	\$0	\$0	\$106,320	\$0	\$0	\$106,320

Town of Farmville, Virginia
2025 Five-Year Capital Improvement Program - Capital Projects

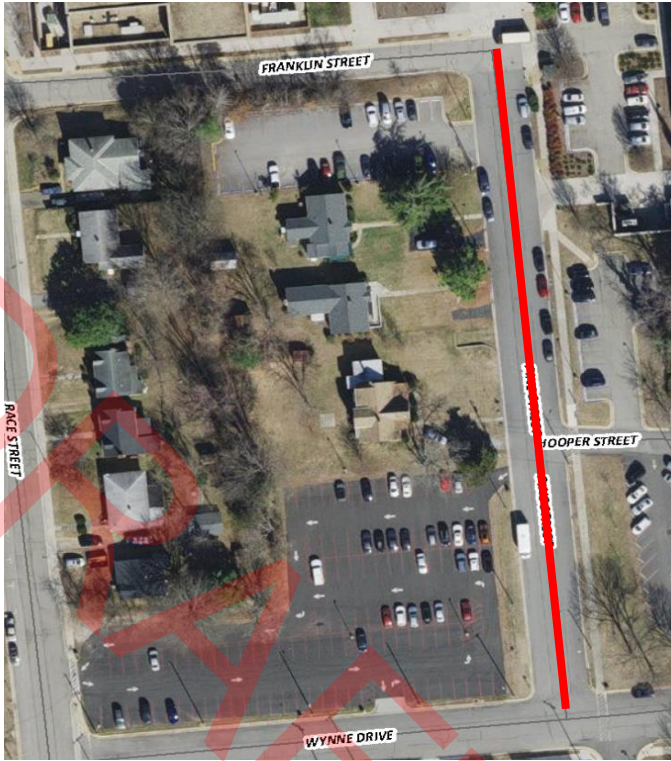
Project: **Paving - Pine Street**

Budget:
\$21,600

Department:
Public Works

Funding Source:
Street Maintenance
Fund

Project Manager:
Public Works Director



Project Description:

Improvements to the roadway are warranted on Pine Street. This will elevate potholes, cracking, and poor pavement issues. This will enhance traffic, safety, and mobility.

Town Council Goal(s) Met:

Infrastructure – Improve and maintain the Town’s important capital assets that are critical to service, delivery, safety, and quality of life.

	Year 1	Year 2	Year 3	Year 4	Year 5	Total
Paving			\$20,600			\$20,600
Milling			\$1,000			\$1,000
						\$0
Total Project Cost	\$0	\$0	\$21,600	\$0	\$0	\$21,600
Annual Cost	FY2025-26	FY2026-27	FY2027-28	FY2028-29	FY2029-30	Total
PW-Street Maintenance			\$21,600			\$21,600
Capital Outlay						\$0
Total Expense	\$0	\$0	\$21,600	\$0	\$0	\$21,600

Funding Source(s)	FY2025-26	FY2026-27	FY2027-28	FY2028-29	FY2029-30	Total
PW-Street Maintenance			\$21,600			\$21,600
State of Good Repair						\$0
Total Revenue	\$0	\$0	\$21,600	\$0	\$0	\$21,600

Town of Farmville, Virginia
2025 Five-Year Capital Improvement Program - Capital Projects

Project: Paving - Race Street

Budget: \$148,320

Department: Public Works

Funding Source: Street Maintenance Fund

Project Manager: Public Works Director



Project Description:

Improvements to the roadway are warranted on Race Street. This will elevate potholes, cracking, and poor pavement issues. This will enhance traffic, safety, and mobility.

Town Council Goal(s) Met:

Infrastructure – Improve and maintain the Town’s important capital assets that are critical to service, delivery, safety, and quality of life.

	Year 1	Year 2	Year 3	Year 4	Year 5	Total
Paving			\$146,320			\$146,320
Milling			\$2,000			\$2,000
						\$0
Total Project Cost	\$0	\$0	\$148,320	\$0	\$0	\$148,320
Annual Cost	FY2025-26	FY2026-27	FY2027-28	FY2028-29	FY2029-30	Total
PW-Street Maintenance			\$148,320			\$148,320
Capital Outlay						\$0
Total Expense	\$0	\$0	\$148,320	\$0	\$0	\$148,320

Funding Source(s)	FY2025-26	FY2026-27	FY2027-28	FY2028-29	FY2029-30	Total
PW-Street Maintenance			\$148,320			\$148,320
State of Good Repair						\$0
Total Revenue	\$0	\$0	\$148,320	\$0	\$0	\$148,320

Town of Farmville, Virginia
2025 Five-Year Capital Improvement Program - Capital Projects

Project: **Paving - Redford Street (off Griffin Boulevard)**

Budget:
\$32,640

Department:
Public Works

Funding Source:
Street Maintenance
Fund

Project Manager:
Public Works Director



Project Description:

Improvements to the roadway are warranted on Redford Street. This will elevate potholes, cracking, and poor pavement issues. This will enhance traffic, safety, and mobility.

Town Council Goal(s) Met:

Infrastructure – Improve and maintain the Town’s important capital assets that are critical to service, delivery, safety, and quality of life.

	Year 1	Year 2	Year 3	Year 4	Year 5	Total
Paving			\$31,640			\$31,640
Milling			\$1,000			\$1,000
						\$0
Total Project Cost	\$0	\$0	\$32,640	\$0	\$0	\$32,640
Annual Cost	FY2025-26	FY2026-27	FY2027-28	FY2028-29	FY2029-30	Total
PW-Street Maintenance			\$32,640			\$32,640
Capital Outlay						\$0
Total Expense	\$0	\$0	\$32,640	\$0	\$0	\$32,640

Funding Source(s)	FY2025-26	FY2026-27	FY2027-28	FY2028-29	FY2029-30	Total
PW-Street Maintenance			\$32,640			\$32,640
State of Good Repair						\$0
Total Revenue	\$0	\$0	\$32,640	\$0	\$0	\$32,640

Town of Farmville, Virginia
2025 Five-Year Capital Improvement Program - Capital Projects

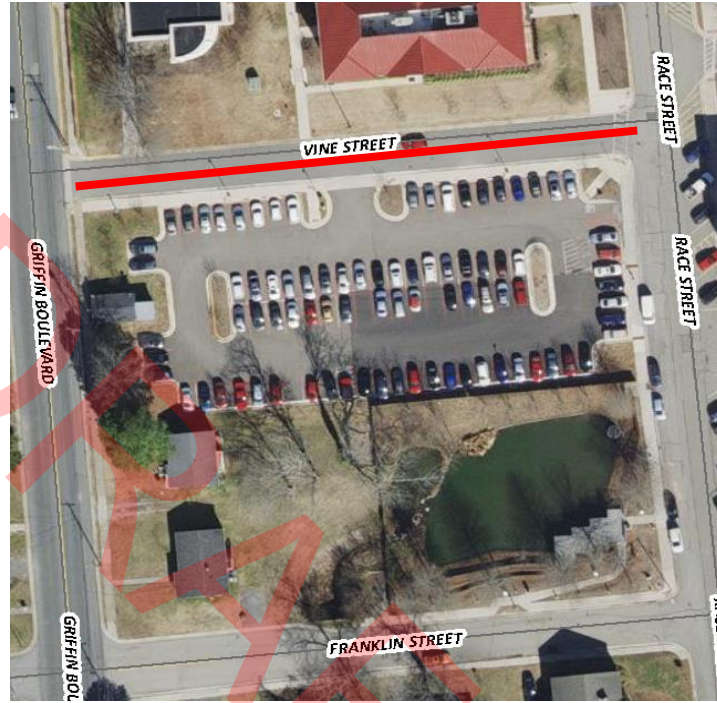
Project: Paving - Vine Street

Budget:
\$14,400

Department:
Public Works

Funding Source:
Street Maintenance Fund

Project Manager:
Public Works Director



Project Description:

Improvements to the roadway are warranted on Vine St. This will elevate potholes, cracking, and poor pavement issues. This will enhance traffic, safety, and mobility.

Town Council Goal(s) Met:

Infrastructure – Improve and maintain the Town’s important capital assets that are critical to service, delivery, safety, and quality of life.

	Year 1	Year 2	Year 3	Year 4	Year 5	Total
Paving			\$13,400			\$13,400
Milling			\$1,000			\$1,000
						\$0
Total Project Cost	\$0	\$0	\$14,400	\$0	\$0	\$14,400
Annual Cost	FY2025-26	FY2026-27	FY2027-28	FY2028-29	FY2029-30	Total
PW-Street Maintenance			\$14,400			\$14,400
Capital Outlay						\$0
Total Expense	\$0	\$0	\$14,400	\$0	\$0	\$14,400

Funding Source(s)	FY2025-26	FY2026-27	FY2027-28	FY2028-29	FY2029-30	Total
PW-Street Maintenance			\$14,400			\$14,400
State of Good Repair						\$0
Total Revenue	\$0	\$0	\$14,400	\$0	\$0	\$14,400

Town of Farmville, Virginia
2025 Five-Year Capital Improvement Program - Capital Projects

Project: Paving - Wynne Drive

Budget: \$59,040

Department: Public Works

Funding Source: Street Maintenance Fund

Project Manager: Public Works Director



Project Description:

Improvements to the roadway are warranted on Wynne Drive. This will elevate potholes, cracking, and poor pavement issues. This will enhance traffic, safety, and mobility.

Town Council Goal(s) Met:

Infrastructure – Improve and maintain the Town’s important capital assets that are critical to service, delivery, safety, and quality of life.

	Year 1	Year 2	Year 3	Year 4	Year 5	Total
Paving			\$58,000			\$58,000
Milling			\$1,040			\$1,040
						\$0
Total Project Cost	\$0	\$0	\$59,040	\$0	\$0	\$59,040
Annual Cost	FY2025-26	FY2026-27	FY2027-28	FY2028-29	FY2029-30	Total
PW-Street Maintenance			\$59,040			\$59,040
Capital Outlay						\$0
Total Expense	\$0	\$0	\$59,040	\$0	\$0	\$59,040
Funding Source(s)	FY2025-26	FY2026-27	FY2027-28	FY2028-29	FY2029-30	Total
PW-Street Maintenance			\$59,040			\$59,040
State of Good Repair						\$0
Total Revenue	\$0	\$0	\$59,040	\$0	\$0	\$59,040

Town of Farmville, Virginia
2025 Five-Year Capital Improvement Program - Capital Projects

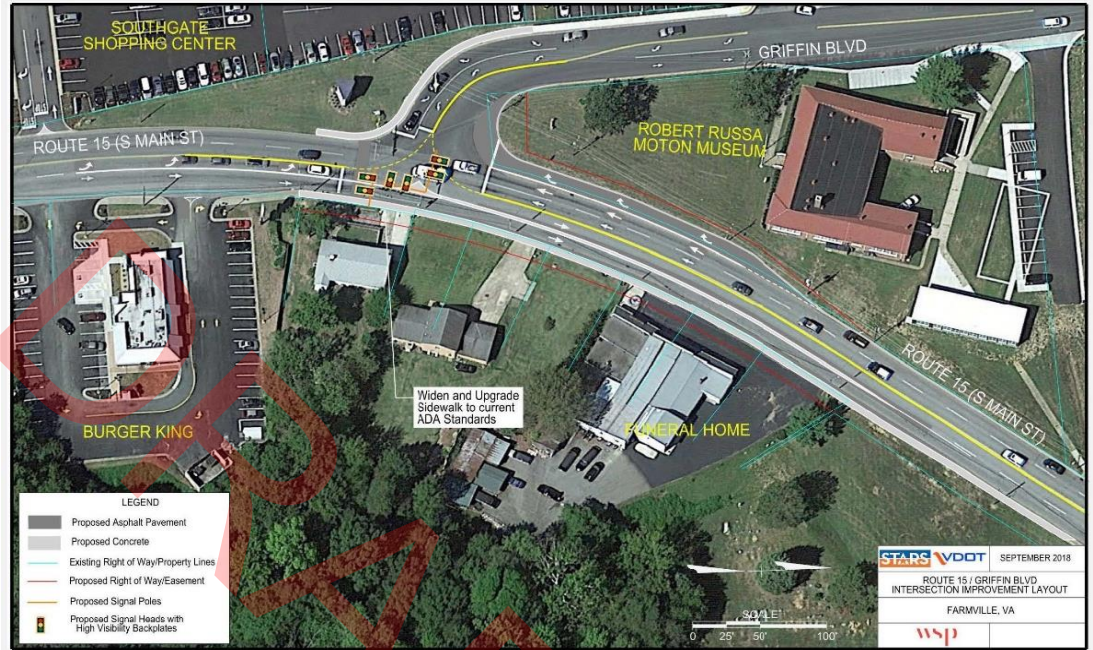
Project: **Green-T Intersection (Griffin and S. Main Street)**

Budget:
\$7,847,453

Department:
Public Works

Funding Source:
Smart Scale Funding

Project Manager:
Public Works Director



Project Description:

Reconstruction/realignment of a major intersection. This project has not been fully approved by Council but has been submitted for preliminary evaluation by VDOT in Smart Scale. A reconstruction/realignment of this intersection will enhance traffic, safety, and mobility. This project has received 100% VDOT Funding.

Town Council Goal(s) Met:

Infrastructure – Improve maintain the Town’s important capital assets that are critical to service delivery, safety, and quality of life. • Continue on-going work to effectively access external funds and complete various road improvement projects.

	Year 1	Year 2	Year 3	Year 4	Year 5	Total
Engineering			\$899,450			\$899,450
Right-of-Way Acquisition			\$2,724,777			\$2,724,777
Construction			\$4,223,226			\$4,223,226
Total Project Cost	\$0	\$0	\$7,847,453	\$0	\$0	\$7,847,453
	FY2025-26	FY2026-27	FY2027-28	FY2028-29	FY2029-30	Total
Annual Cost						
Smart Scale Funding			\$7,847,453			\$7,847,453
Capital Outlay						\$0
Total Expense	\$0	\$0	\$7,847,453	\$0	\$0	\$7,847,453
	FY2025-26	FY2026-27	FY2027-28	FY2028-29	FY2029-30	Total
Funding Source(s)						
General Fund			\$7,847,453			\$7,847,453
Smart Scale Funding						\$0
Total Revenue	\$0	\$0	\$7,847,453	\$0	\$0	\$7,847,453

Town of Farmville, Virginia
2025 Five-Year Capital Improvement Program - Capital Projects

Project: **Roundabout (Oak, Griffin, and High Streets)**

Budget:
\$14,811,204

Department:
Public Works

Funding Source:
Smart Scale Funding

Project Manager:
Public Works Director



Project Description:

Reconstruction/realignment of a major intersection. This project has not been fully approved by Council but has been submitted for preliminary evaluation by VDOT in Smart Scale. A reconstruction/realignment of this intersection will enhance traffic, safety, and mobility. This project has received 100% VDOT Funding.

Town Council Goal(s) Met:

Infrastructure – Improve maintain the Town’s important capital assets that are critical to service delivery, safety, and quality of life. • Continue on-going work to effectively access external funds and complete various road improvement projects.

	Year 1	Year 2	Year 3	Year 4	Year 5	Total
Engineering			\$1,595,432			\$1,595,432
Right-of-Way Acquisition			\$4,082,798			\$4,082,798
Construction			\$9,132,974			\$9,132,974
Total Project Cost	\$0	\$0	\$14,811,204	\$0	\$0	\$14,811,204
Annual Cost	FY2025-26	FY2026-27	FY2027-28	FY2028-29	FY2029-30	Total
Smart Scale Funding			\$14,811,204			\$14,811,204
Capital Outlay						\$0
Total Expense	\$0	\$0	\$14,811,204	\$0	\$0	\$14,811,204

Funding Source(s)	FY2025-26	FY2026-27	FY2027-28	FY2028-29	FY2029-30	Total
Smart Scale Funding			\$14,811,204			\$14,811,204
						\$0
Total Revenue	\$0	\$0	\$14,811,204	\$0	\$0	\$14,811,204

Fiscal Year



2028 - 2029

Town of Farmville, Virginia
2025 Five-Year Capital Improvement Program - Capital Projects

Project: Farmville Recreation Center

Budget:
\$13,000,000

Department:
Parks and Recreation

Funding Source:
General Fund

Project Manager:
Parks and Recreation Director



Project Description:

Indoor recreation facility that includes an indoor walking/jogging track. Three basketball court areas with screen dividers will allow for multiple sports areas, and a scoreboard will be added to each court. Two pickleball courts in different areas for easy access can be used as training areas. Two group fitness areas for fitness classes, and office space with meeting rooms that can be located on the first floor and will look into the floor spacing plan for additional classrooms and areas. Contacting contractors for layout, amenities, and initial pricing quotes in 2025 .

Town Council Goal(s) Met:

Recreation and Cultural Activities – Take actions to further develop and promote Farmville as the regional hub for recreation and cultural activities.

	Year 1	Year 2	Year 3	Year 4	Year 5	Total
Engineering				\$200,000		\$200,000
Construction					\$12,800,000	\$12,800,000
						\$0
Total Project Cost	\$0	\$0	\$0	\$200,000	\$12,800,000	\$13,000,000
Annual Cost	FY2025-26	FY2026-27	FY2027-28	FY2028-29	FY2029-30	Total
Recreation - Capital Outlay				\$200,000	\$12,800,000	\$13,000,000
Total Expense	\$0	\$0	\$0	\$200,000	\$12,800,000	\$13,000,000

Funding Source(s)	FY2025-26	FY2026-27	FY2027-28	FY2028-29	FY2029-30	Total
General Fund				\$200,000	\$12,800,000	\$13,000,000
						\$0
Total Revenue	\$0	\$0	\$0	\$200,000	\$12,800,000	\$13,000,000

Town of Farmville, Virginia
2025 Five-Year Capital Improvement Program - Capital Projects

Project: Paving - Depot Street Parking Lot

Budget:
\$130,000

Department:
Public Works

Funding Source:
Maintenance - Building and Ground

Project Manager:
Public Works Director



Project Description:

Improvements to the parking lots are warranted. This will elevate potholes, cracking, and poor pavement issues. This will enhance traffic, safety, and mobility.

Town Council Goal(s) Met:

Infrastructure – Improve and maintain the Town’s important capital assets that are critical to service, delivery, safety, and quality of life.

	Year 1	Year 2	Year 3	Year 4	Year 5	Total
Paving Parking Lot				\$130,000		\$130,000
						\$0
						\$0
Total Project Cost	\$0	\$0	\$0	\$130,000	\$0	\$130,000

Annual Cost	FY2025-26	FY2026-27	FY2027-28	FY2028-29	FY2029-30	Total
Maintenance - Building and Ground				\$130,000		\$130,000
						\$0
Total Expense	\$0	\$0	\$0	\$130,000	\$0	\$130,000

Funding Source(s)	FY2025-26	FY2026-27	FY2027-28	FY2028-29	FY2029-30	Total
Maintenance - Building and Ground				\$130,000		\$130,000
						\$0
Total Revenue	\$0	\$0	\$0	\$130,000	\$0	\$130,000

Town of Farmville, Virginia
2025 Five-Year Capital Improvement Program - Capital Projects

Project: Paving - Downtown Plaza

Budget:
\$20,000

Department:
Public Works

Funding Source:
Maintenance - Building and Ground

Project Manager:
Public Works Director



Project Description:

Improvements to the paved area at the Downtown Plaza are warranted. This will elevate potholes, cracking, and poor pavement issues. This will enhance traffic, safety, and mobility.

Town Council Goal(s) Met:

Infrastructure – Improve and maintain the Town’s important capital assets that are critical to service, delivery, safety, and quality of life.

	Year 1	Year 2	Year 3	Year 4	Year 5	Total
Paving				\$20,000		\$20,000
						\$0
						\$0
Total Project Cost	\$0	\$0	\$0	\$20,000	\$0	\$20,000
Annual Cost	FY2025-26	FY2026-27	FY2027-28	FY2028-29	FY2029-30	Total
Maintenance - Building and Ground				\$20,000		\$20,000
						\$0
Total Expense	\$0	\$0	\$0	\$20,000	\$0	\$20,000

Funding Source(s)	FY2025-26	FY2026-27	FY2027-28	FY2028-29	FY2029-30	Total
Maintenance - Building and Ground				\$20,000		\$20,000
						\$0
Total Revenue	\$0	\$0	\$0	\$20,000	\$0	\$20,000

Town of Farmville, Virginia
2025 Five-Year Capital Improvement Program - Capital Projects

Project: **Paving - Farmville Train Station Parking Lot**

Budget:
\$80,000

Department:
Public Works

Funding Source:
Maintenance - Building
and Ground

Project Manager:
Public Works Director



Project Description:
Improvements to the parking lots are warranted. This will elevate potholes, cracking, and poor pavement issues. This will enhance traffic, safety, and mobility.

Town Council Goal(s) Met:
Infrastructure – Improve and maintain the Town’s important capital assets that are critical to service, delivery, safety, and quality of life.

	Year 1	Year 2	Year 3	Year 4	Year 5	Total
Paving				\$80,000		\$80,000
						\$0
						\$0
Total Project Cost	\$0	\$0	\$0	\$80,000	\$0	\$80,000

Annual Cost	FY2025-26	FY2026-27	FY2027-28	FY2028-29	FY2029-30	Total
Maintenance - Building and Ground				\$80,000		\$80,000
						\$0
Total Expense	\$0	\$0	\$0	\$80,000	\$0	\$80,000

Funding Source(s)	FY2025-26	FY2026-27	FY2027-28	FY2028-29	FY2029-30	Total
Maintenance - Building and Ground				\$80,000		\$80,000
						\$0
Total Revenue	\$0	\$0	\$0	\$80,000	\$0	\$80,000

Town of Farmville, Virginia
2025 Five-Year Capital Improvement Program - Capital Projects

Project: **Paving - Municipal Parking Lots (Farmers Market)**

Budget:
\$120,000

Department:
Public Works

Funding Source:
Maintenance - Building and Ground

Project Manager:
Public Works Director



Project Description:

Improvements to the parking lots are warranted. This will elevate potholes, cracking, and poor pavement issues. This will enhance traffic, safety, and mobility.

Town Council Goal(s) Met:

Infrastructure – Improve and maintain the Town’s important capital assets that are critical to service, delivery, safety, and quality of life.

	Year 1	Year 2	Year 3	Year 4	Year 5	Total
Farmers Market Parking Lot				\$70,000		\$70,000
Municipal Parking Lot				\$50,000		\$50,000
Adjacent to Farmers Market						\$0
Total Project Cost	\$0	\$0	\$0	\$120,000	\$0	\$120,000

Annual Cost	FY2025-26	FY2026-27	FY2027-28	FY2028-29	FY2029-30	Total
Maintenance - Building and Ground				\$120,000		\$120,000
						\$0
Total Expense	\$0	\$0	\$0	\$120,000	\$0	\$120,000

Funding Source(s)	FY2025-26	FY2026-27	FY2027-28	FY2028-29	FY2029-30	Total
Maintenance - Building and Ground				\$120,000		\$120,000
						\$0
Total Revenue	\$0	\$0	\$0	\$120,000	\$0	\$120,000

Town of Farmville, Virginia
2025 Five-Year Capital Improvement Program - Capital Projects

Project: **Paving - Probation & Parole Parking Lot**

Budget:
\$60,000

Department:
Public Works

Funding Source:
Maintenance - Building
and Ground

Project Manager:
Public Works Director



Project Description:

Improvements to the parking lots are warranted. This will elevate potholes, cracking, and poor pavement issues. This will enhance traffic, safety, and mobility.

Town Council Goal(s) Met:

Infrastructure – Improve and maintain the Town’s important capital assets that are critical to service, delivery, safety, and quality of life.

	Year 1	Year 2	Year 3	Year 4	Year 5	Total
Paving				\$60,000		\$60,000
						\$0
						\$0
Total Project Cost	\$0	\$0	\$0	\$60,000	\$0	\$60,000
Annual Cost	FY2025-26	FY2026-27	FY2027-28	FY2028-29	FY2029-30	Total
Maintenance - Building and Ground				\$60,000		\$60,000
						\$0
Total Expense	\$0	\$0	\$0	\$60,000	\$0	\$60,000

Funding Source(s)	FY2025-26	FY2026-27	FY2027-28	FY2028-29	FY2029-30	Total
Maintenance - Building and Ground				\$60,000		\$60,000
						\$0
Total Revenue	\$0	\$0	\$0	\$60,000	\$0	\$60,000

Town of Farmville, Virginia
2025 Five-Year Capital Improvement Program - Capital Projects

Project: Paving - Municipal Parking Lot (Second & South Street)

Budget:
\$38,000

Department:
Public Works

Funding Source:
Maintenance - Building and Ground

Project Manager:
Public Works Director



Project Description:

Improvements to the parking lots are warranted. This will elevate potholes, cracking, and poor pavement issues. This will enhance traffic, safety, and mobility.

Town Council Goal(s) Met:

Infrastructure – Improve maintain the Town’s important capital assets that are critical to service delivery, safety, and quality of life.

	Year 1	Year 2	Year 3	Year 4	Year 5	Total
Paving				\$38,000		\$38,000
						\$0
						\$0
						\$0
Total Project Cost	\$0	\$0	\$0	\$38,000	\$0	\$38,000

Annual Cost	FY2025-26	FY2026-27	FY2027-28	FY2028-29	FY2029-30	Total
Maintenance - Building and Ground				\$38,000		\$38,000
						\$0
Total Expense	\$0	\$0	\$0	\$38,000	\$0	\$38,000

Funding Source(s)	FY2025-26	FY2026-27	FY2027-28	FY2028-29	FY2029-30	Total
Maintenance - Building and Ground				\$38,000		\$38,000
						\$0
Total Revenue	\$0	\$0	\$0	\$38,000	\$0	\$38,000

Town of Farmville, Virginia
2025 Five-Year Capital Improvement Program - Capital Projects

Project: Paving - Depot Street

Budget: \$17,500

Department: Public Works

Funding Source: Street Maintenance Fund

Project Manager: Public Works Director



Project Description:

Improvements to the roadway are warranted on Depot Street. This will elevate potholes, cracking, and poor pavement issues. This will enhance traffic, safety, and mobility.

Town Council Goal(s) Met:

Infrastructure – Improve and maintain the Town’s important capital assets that are critical to service, delivery, safety, and quality of life.

	Year 1	Year 2	Year 3	Year 4	Year 5	Total
Paving				\$16,000		\$16,000
				\$1,500		\$0
Total Project Cost	\$0	\$0	\$0	\$17,500	\$0	\$17,500

Annual Cost	FY2025-26	FY2026-27	FY2027-28	FY2028-29	FY2029-30	Total
PW-Street Maintenance				\$17,500		\$17,500
						\$0
Total Expense	\$0	\$0	\$0	\$17,500	\$0	\$17,500

Funding Source(s)	FY2025-26	FY2026-27	FY2027-28	FY2028-29	FY2029-30	Total
PW-Street Maintenance				\$17,500		\$17,500
						\$0
Total Revenue	\$0	\$0	\$0	\$17,500	\$0	\$17,500

Town of Farmville, Virginia
2025 Five-Year Capital Improvement Program - Capital Projects

Project: **Paving - First Street** (Off of North Main Street)

Budget:
\$11,000

Department:
Public Works

Funding Source:
Street Maintenance
Fund

Project Manager:
Public Works Director



Project Description:

Improvements to the roadway are warranted on First Street. This will elevate potholes, cracking, and poor pavement issues. This will enhance traffic, safety, and mobility.

Town Council Goal(s) Met:

Infrastructure – Improve and maintain the Town’s important capital assets that are critical to service, delivery, safety, and quality of life.

	Year 1	Year 2	Year 3	Year 4	Year 5	Total
Paving				\$10,000		\$10,000
Milling				\$1,000		\$1,000
						\$0
Total Project Cost	\$0	\$0	\$0	\$11,000	\$0	\$11,000
Annual Cost	FY2025-26	FY2026-27	FY2027-28	FY2028-29	FY2029-30	Total
PW-Street Maintenance				\$11,000		\$11,000
Capital Outlay						\$0
Total Expense	\$0	\$0	\$0	\$11,000	\$0	\$11,000
Funding Source(s)	FY2025-26	FY2026-27	FY2027-28	FY2028-29	FY2029-30	Total
PW-Street Maintenance				\$11,000		\$11,000
State of Good Repair						\$0
Total Revenue	\$0	\$0	\$0	\$11,000	\$0	\$11,000

Town of Farmville, Virginia
2025 Five-Year Capital Improvement Program - Capital Projects

Project: Paving - Mill Street

Budget:
\$22,500

Department:
Public Works

Funding Source:
Street Maintenance
Fund

Project Manager:
Public Works Director



Project Description:

Improvements to the roadway are warranted on Mill Street. This will elevate potholes, cracking, and poor pavement issues. This will enhance traffic, safety, and mobility.

Town Council Goal(s) Met:

Infrastructure – Improve and maintain the Town’s important capital assets that are critical to service, delivery, safety, and quality of life.

	Year 1	Year 2	Year 3	Year 4	Year 5	Total
Paving				\$21,000		\$21,000
Milling				\$1,500		\$1,500
						\$0
Total Project Cost	\$0	\$0	\$0	\$22,500	\$0	\$22,500
Annual Cost	FY2025-26	FY2026-27	FY2027-28	FY2028-29	FY2029-30	Total
PW-Street Maintenance				\$22,500		\$22,500
Capital Outlay						\$0
Total Expense	\$0	\$0	\$0	\$22,500	\$0	\$22,500

Funding Source(s)	FY2025-26	FY2026-27	FY2027-28	FY2028-29	FY2029-30	Total
PW-Street Maintenance				\$22,500		\$22,500
State of Good Repair						\$0
Total Revenue	\$0	\$0	\$0	\$22,500	\$0	\$22,500

Town of Farmville, Virginia
2025 Five-Year Capital Improvement Program - Capital Projects

Project: **Paving - Madison Street (Off South Main Street)**

Budget:
\$57,500

Department:
Public Works

Funding Source:
Street Maintenance
Fund

Project Manager
Public Works Director



Project Description:

Improvements to the roadway are warranted on Madison Street. This will elevate potholes, cracking, and poor pavement issues. This will enhance traffic, safety, and mobility.

Town Council Goal(s) Met:

Infrastructure – Improve and maintain the Town’s important capital assets that are critical to service, delivery, safety, and quality of life.

	Year 1	Year 2	Year 3	Year 4	Year 5	Total
Paving				\$55,500		\$55,500
Milling				\$2,000		\$2,000
						\$0
Total Project Cost	\$0	\$0	\$0	\$57,500	\$0	\$57,500

Annual Cost	FY2025-26	FY2026-27	FY2027-28	FY2028-29	FY2029-30	Total
PW-Street Maintenance				\$57,500		\$57,500
Capital Outlay						\$0
Total Expense	\$0	\$0	\$0	\$57,500	\$0	\$57,500

Funding Source(s)	FY2025-26	FY2026-27	FY2027-28	FY2028-29	FY2029-30	Total
PW-Street Maintenance				\$57,500		\$57,500
State of Good Repair						\$0
Total Revenue	\$0	\$0	\$0	\$57,500	\$0	\$57,500

Town of Farmville, Virginia
2025 Five-Year Capital Improvement Program - Capital Projects

Project: Paving - Paulette Street

Budget: \$22,500

Department: Public Works

Funding Source: Street Maintenance Fund

Project Manager: Public Works Director



Project Description:

Improvements to the roadway are warranted on Paulette Street. This will elevate potholes, cracking, and poor pavement issues. This will enhance traffic, safety, and mobility.

Town Council Goal(s) Met:

Infrastructure – Improve and maintain the Town’s important capital assets that are critical to service, delivery, safety, and quality of life.

	Year 1	Year 2	Year 3	Year 4	Year 5	Total
Paving				\$21,000		\$21,000
Milling				\$1,500		\$1,500
						\$0
Total Project Cost	\$0	\$0	\$0	\$22,500	\$0	\$22,500
Annual Cost	FY2025-26	FY2026-27	FY2027-28	FY2028-29	FY2029-30	Total
PW-Street Maintenance				\$22,500		\$22,500
Capital Outlay						\$0
Total Expense	\$0	\$0	\$0	\$22,500	\$0	\$22,500

Funding Source(s)	FY2025-26	FY2026-27	FY2027-28	FY2028-29	FY2029-30	Total
PW-Street Maintenance				\$22,500		\$22,500
State of Good Repair						\$0
Total Revenue	\$0	\$0	\$0	\$22,500	\$0	\$22,500

Town of Farmville, Virginia
2025 Five-Year Capital Improvement Program - Capital Projects

Project: **Paving - Robeson Street**

Budget:
\$18,750

Department:
Public Works

Funding Source:
Street Maintenance
Fund

Project Manager:
Public Works Director



Project Description:

Improvements to the roadway are warranted on Robeson Street. This will elevate potholes, cracking, and poor pavement issues. This will enhance traffic, safety, and mobility.

Town Council Goal(s) Met:

Infrastructure – Improve and maintain the Town’s important capital assets that are critical to service, delivery, safety, and quality of life.

	Year 1	Year 2	Year 3	Year 4	Year 5	Total
Paving				\$17,000		\$17,000
Milling				\$1,750		\$1,750
						\$0
Total Project Cost	\$0	\$0	\$0	\$18,750	\$0	\$18,750
Annual Cost	FY2025-26	FY2026-27	FY2027-28	FY2028-29	FY2029-30	Total
PW-Street Maintenance				\$18,750		\$18,750
Capital Outlay						\$0
Total Expense	\$0	\$0	\$0	\$18,750	\$0	\$18,750

Funding Source(s)	FY2025-26	FY2026-27	FY2027-28	FY2028-29	FY2029-30	Total
PW-Street Maintenance				\$18,750		\$18,750
State of Good Repair						\$0
Total Revenue	\$0	\$0	\$0	\$18,750	\$0	\$18,750

Town of Farmville, Virginia
2025 Five-Year Capital Improvement Program - Capital Projects

Project: Paving - Venable Street

Budget: \$75,000

Department: Public Works

Funding Source: Street Maintenance Fund

PROJECT MANAGER: Public Works Director



Project Description:

Improvements to the roadway are warranted on Venable Street. This will elevate potholes, cracking, and poor pavement issues. This will enhance traffic, safety, and mobility.

Town Council Goal(s) Met:

Infrastructure – Improve and maintain the Town’s important capital assets that are critical to service, delivery, safety, and quality of life.

	Year 1	Year 2	Year 3	Year 4	Year 5	Total
Paving				\$73,000		\$73,000
Milling				\$2,000		\$2,000
						\$0
Total Project Cost	\$0	\$0	\$0	\$75,000	\$0	\$75,000
Annual Cost	FY2025-26	FY2026-27	FY2027-28	FY2028-29	FY2029-30	Total
PW-Street Maintenance				\$75,000		\$75,000
Capital Outlay						\$0
Total Expense	\$0	\$0	\$0	\$75,000	\$0	\$75,000

Funding Source(s)	FY2025-26	FY2026-27	FY2027-28	FY2028-29	FY2029-30	Total
PW-Street Maintenance				\$75,000		\$75,000
State of Good Repair						\$0
Total Revenue	\$0	\$0	\$0	\$75,000	\$0	\$75,000

Town of Farmville, Virginia
2025 Five-Year Capital Improvement Program - Capital Projects

Project: **Paving - Second Street (West of Main Street)**

Budget:
\$20,000

Department:
Public Works

Funding Source:
Street Maintenance
Fund

Project Manager:
Public Works Director



Project Description:

Improvements to the roadway are warranted on Second Street, west side of Main Street. This will elevate potholes, cracking, and poor pavement issues. This will enhance traffic, safety, and mobility.

Town Council Goal(s) Met:

Infrastructure – Improve and maintain the Town’s important capital assets that are critical to service, delivery, safety, and quality of life.

	Year 1	Year 2	Year 3	Year 4	Year 5	Total
Paving				\$18,000		\$18,000
Milling				\$2,000		\$2,000
						\$0
Total Project Cost	\$0	\$0	\$0	\$20,000	\$0	\$20,000
Annual Cost	FY2025-26	FY2026-27	FY2027-28	FY2028-29	FY2029-30	Total
PW-Street Maintenance				\$20,000		\$20,000
Capital Outlay						\$0
Total Expense	\$0	\$0	\$0	\$20,000	\$0	\$20,000
Funding Source(s)	FY2025-26	FY2026-27	FY2027-28	FY2028-29	FY2029-30	Total
PW-Street Maintenance				\$20,000		\$20,000
State of Good Repair						\$0
Total Revenue	\$0	\$0	\$0	\$20,000	\$0	\$20,000

Town of Farmville, Virginia
2025 Five-Year Capital Improvement Program - Capital Projects

Project: Paving - North Street (East & West of Third Street)

Budget:
\$62,500

Department:
Public Works

Funding Source:
Street Maintenance
Fund

Project Manager:
Public Works Director



Project Description:

Improvements to the roadway are warranted on North Street, east and west of Third Street. This will elevate potholes, cracking, and poor pavement issues. This will enhance traffic, safety, and mobility.

Town Council Goal(s) Met:

Infrastructure – Improve and maintain the Town’s important capital assets that are critical to service, delivery, safety, and quality of life.

	Year 1	Year 2	Year 3	Year 4	Year 5	Total
Paving				\$60,000		\$60,000
Milling				\$2,500		\$2,500
						\$0
Total Project Cost	\$0	\$0	\$0	\$62,500	\$0	\$62,500
Annual Cost	FY2025-26	FY2026-27	FY2027-28	FY2028-29	FY2029-30	Total
PW-Street Maintenance				\$62,500		\$62,500
Capital Outlay						\$0
Total Expense	\$0	\$0	\$0	\$62,500	\$0	\$62,500

Funding Source(s)	FY2025-26	FY2026-27	FY2027-28	FY2028-29	FY2029-30	Total
PW-Street Maintenance				\$62,500		\$62,500
State of Good Repair						\$0
Total Revenue	\$0	\$0	\$0	\$62,500	\$0	\$62,500

Town of Farmville, Virginia
2025 Five-Year Capital Improvement Program - Capital Projects

Project: **Paving - Downtown Areas with Concrete**

Budget:
\$1,000,000

Department:
Public Works

Funding Source:
Street Maintenance
Fund

Project Manager:
Public Works Director



Project Description:

Pave all downtown areas that have concrete. This will elevate potholes, cracking, and poor pavement issues. This will enhance traffic, safety, and mobility. Areas include: North Main Street from Depot Street to South Main Street at Gross Street, and East Third Street and West Third Street at Main Street about 50' on each side of Main Street. Replace all concrete sections, estimated 4000 yards @ \$250 per yard, then labor & equipment. Replace bad/failed sections.

Town Council Goal(s) Met:

Infrastructure –
Improve and maintain
the Town's important

	Year 1	Year 2	Year 3	Year 4	Year 5	Total
Concrete				\$1,000,000		\$1,000,000
Total Project Cost	\$0	\$0	\$0	\$1,000,000	\$0	\$1,000,000
Annual Cost	FY2025-26	FY2026-27	FY2027-28	FY2028-29	FY2029-30	Total
PW-Street Maintenance				\$1,000,000		\$1,000,000
Capital Outlay						\$0
Total Expense	\$0	\$0	\$0	\$1,000,000	\$0	\$1,000,000

Funding Source(s)	FY2025-26	FY2026-27	FY2027-28	FY2028-29	FY2029-30	Total
PW-Street Maintenance				\$1,000,000		\$1,000,000
State of Good Repair						\$0
Total Revenue	\$0	\$0	\$0	\$1,000,000	\$0	\$1,000,000

Fiscal Year



2029 - 2030

Town of Farmville, Virginia
2025 Five-Year Capital Improvement Program - Capital Projects

Project: Farmville Recreation Center

Budget:
\$13,000,000

Department:
Parks and Recreation

Funding Source:
General Fund

Project Manager:
Parks and Recreation Director



Project Description:

Indoor recreation facility that includes an indoor walking/jogging track. Three basketball court areas with screen dividers will allow for multiple sports areas, and a scoreboard will be added to each court. Two pickleball courts in different areas for easy access can be used as training areas. Two group fitness areas for fitness classes, and office space with meeting rooms that can be located on the first floor and will look into the floor spacing plan for additional classrooms and areas. Contacting contractors for layout, amenities, and initial pricing quotes in 2025.

Town Council Goal(s) Met:

Recreation and Cultural Activities – Take actions to further develop and promote Farmville as the regional hub for recreation and cultural activities.

	Year 1	Year 2	Year 3	Year 4	Year 5	Total
Engineering				\$200,000		\$200,000
Construction					\$12,800,000	\$12,800,000
						\$0
Total Project Cost	\$0	\$0	\$0	\$200,000	\$12,800,000	\$13,000,000
Annual Cost	FY2025-26	FY2026-27	FY2027-28	FY2028-29	FY2029-30	Total
Recreation - Capital Outlay				\$200,000	\$12,800,000	\$13,000,000
Total Expense	\$0	\$0	\$0	\$200,000	\$12,800,000	\$13,000,000

Funding Source(s)	FY2025-26	FY2026-27	FY2027-28	FY2028-29	FY2029-30	Total
General Fund				\$200,000	\$12,800,000	\$13,000,000
						\$0
Total Revenue	\$0	\$0	\$0	\$200,000	\$12,800,000	\$13,000,000

Town of Farmville, Virginia
2025 Five-Year Capital Improvement Program - Capital Projects

Project: Paving - Parking Lot at the Farmville Area Bus

Budget:
\$90,000

Department:
Public Works

Funding Source:
Maintenance - Building and Ground

Project Manager:
Public Works Director



Project Description:

Improvements to the parking lots are warranted. This will elevate potholes, cracking, and poor pavement issues. This will enhance traffic, safety, and mobility.

Town Council Goal(s) Met:

Infrastructure – Improve and maintain the Town’s important capital assets that are critical to service, delivery, safety, and quality of life.

	Year 1	Year 2	Year 3	Year 4	Year 5	\$0
Paving					\$90,000	\$90,000
						\$0
Total Project Cost	\$0	\$0	\$0	\$0	\$90,000	\$90,000
Annual Cost	FY2025-26	FY2026-27	FY2027-28	FY2028-29	FY2029-30	Total
					\$90,000	\$90,000
Total Expense	\$0	\$0	\$0	\$0	\$90,000	\$90,000

Funding Source(s)	FY2025-26	FY2026-27	FY2027-28	FY2028-29	FY2029-30	Total
					\$90,000	\$90,000
						\$0
Total Revenue	\$0	\$0	\$0	\$0	\$90,000	\$90,000

Town of Farmville, Virginia
2025 Five-Year Capital Improvement Program - Capital Projects

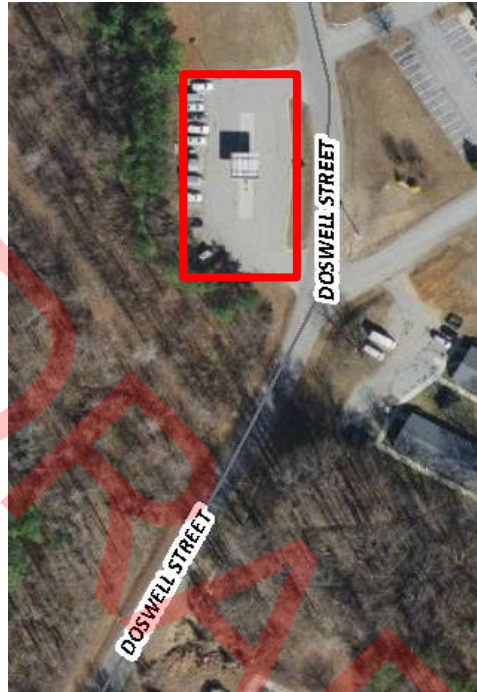
Project: Paving - Parking Lot at the Town Fuel Site

Budget:
\$30,000

Department:
Public Works

Funding Source:
Maintenance -
Building and Ground

Project Manager:
Public Works
Director



Project Description:

Improvements to the parking lots are warranted. This will elevate potholes, cracking, and poor pavement issues. This will enhance traffic, safety, and mobility.

Town Council Goal(s) Met:

Infrastructure – Improve and maintain the Town’s important capital assets that are critical to service, delivery, safety, and quality of life.

	Year 1	Year 2	Year 3	Year 4	Year 5	\$0
Paving					\$30,000	\$30,000
						\$0
Total Project Cost	\$0	\$0	\$0	\$0	\$30,000	\$30,000
Annual Cost	FY2025-26	FY2026-27	FY2027-28	FY2028-29	FY2029-30	Total
					\$30,000	\$30,000
Total Expense	\$0	\$0	\$0	\$0	\$30,000	\$30,000

Funding Source(s)	FY2025-26	FY2026-27	FY2027-28	FY2028-29	FY2029-30	Total
					\$30,000	\$30,000
						\$0
Total Revenue	\$0	\$0	\$0	\$0	\$30,000	\$30,000

Town of Farmville, Virginia
2025 Five-Year Capital Improvement Program - Capital Projects

Project: **Paving - Public Works Parking Lot**

Budget:
\$120,000

Department:
Public Works

Funding Source:
Maintenance - Building
and Ground

Project Manager:
Public Works Director



Project Description:

Improvements to the parking lots are warranted. This will elevate potholes, cracking, and poor pavement issues. This will enhance traffic, safety, and mobility.

Town Council Goal(s) Met:

Infrastructure – Improve and maintain the Town’s important capital assets that are critical to service, delivery, safety, and quality of life.

	Year 1	Year 2	Year 3	Year 4	Year 5	Total
Paving					\$120,000	\$120,000
						\$0
						\$0
Total Project Cost	\$0	\$0	\$0	\$0	\$120,000	\$120,000
Annual Cost	FY2025-26	FY2026-27	FY2027-28	FY2028-29	FY2029-30	Total
Maintenance - Building and Ground					\$120,000	\$120,000
						\$0
Total Expense	\$0	\$0	\$0	\$0	\$120,000	\$120,000
Funding Source(s)	FY2025-26	FY2026-27	FY2027-28	FY2028-29	FY2029-30	Total
Maintenance - Building and Ground					\$120,000	\$120,000
						\$0
Total Revenue	\$0	\$0	\$0	\$0	\$120,000	\$120,000

Town of Farmville, Virginia
2025 Five-Year Capital Improvement Program - Capital Projects


Project: **Paving - Parking Lot at the Wastewater Treatment Plant**

Budget:
\$110,000

Department:
Public Works

Funding Source:
Sewer Enterprise Fund

Project Manager:
Public Works Director



Project Description:

Improvements to the parking lots are warranted. This will elevate potholes, cracking, and poor pavement issues. This will enhance traffic, safety, and mobility.

Town Council Goal(s) Met:

Infrastructure – Improve and maintain the Town’s important capital assets that are critical to service, delivery, safety, and quality of life.

	Year 1	Year 2	Year 3	Year 4	Year 5	Total
Paving					\$110,000	\$110,000
						\$0
						\$0
Total Project Cost	\$0	\$0	\$0	\$0	\$110,000	\$110,000

<i>Annual Cost</i>	FY2025-26	FY2026-27	FY2027-28	FY2028-29	FY2029-30	Total
Sewer Enterprise Fund					\$110,000	\$110,000
						\$0
Total Expense	\$0	\$0	\$0	\$0	\$110,000	\$110,000

<i>Funding Source(s)</i>	FY2025-26	FY2026-27	FY2027-28	FY2028-29	FY2029-30	Total
Sewer Enterprise Fund					\$110,000	\$110,000
						\$0
Total Revenue	\$0	\$0	\$0	\$0	\$110,000	\$110,000

Town of Farmville, Virginia
2025 Five-Year Capital Improvement Program - Capital Projects

Project: Paving - Wilck's Lake Road (To the Island)

Budget:
\$90,000

Department:
Public Works

Funding Source:
Maintenance -
Building and Ground

Project Manager:
Public Works
Director



Project Description:

Improvements to the roadway and parking lots are warranted. This will elevate potholes, cracking, and poor pavement issues. This will enhance traffic, safety, and mobility.

Town Council Goal(s) Met:

Infrastructure – Improve and maintain the Town’s important capital assets that are critical to service, delivery, safety, and quality of life.

	Year 1	Year 2	Year 3	Year 4	Year 5	\$0
Paving					\$90,000	\$90,000
						\$0
Total Project Cost	\$0	\$0	\$0	\$0	\$90,000	\$90,000
Annual Cost	FY2025-26	FY2026-27	FY2027-28	FY2028-29	FY2029-30	Total
					\$90,000	\$90,000
Total Expense	\$0	\$0	\$0	\$0	\$90,000	\$90,000
Funding Source(s)	FY2025-26	FY2026-27	FY2027-28	FY2028-29	FY2029-30	Total
					\$90,000	\$90,000
						\$0
Total Revenue	\$0	\$0	\$0	\$0	\$90,000	\$90,000

Town of Farmville, Virginia
2025 Five-Year Capital Improvement Program - Capital Projects

Project: **Repair Rip Rap on the Sarah Terry Trail**

Budget:
 \$20,000

Department:
 Public Works

Funding Source:

 Maintenance -
 Building and Ground

Project Manager:

 Public Works
 Director



Project Description:

Repairs are warranted on the trail to elevate potholes, cracking, erosion. This will provide a safe environment for people to walk.

Town Council Goal(s) Met:

Recreation and Cultural Activities – Take actions to further develop and promote Farmville as the regional hub for recreation and cultural activities.

	Year 1	Year 2	Year 3	Year 4	Year 5	\$0
Rip Rap					\$20,000	\$20,000
						\$0
Total Project Cost	\$0	\$0	\$0	\$0	\$20,000	\$20,000
Annual Cost	FY2025-26	FY2026-27	FY2027-28	FY2028-29	FY2029-30	Total
Maintenance - Building and Ground					\$20,000	\$20,000
Total Expense	\$0	\$0	\$0	\$0	\$20,000	\$20,000

Funding Source(s)	FY2025-26	FY2026-27	FY2027-28	FY2028-29	FY2029-30	Total
General Fund					\$20,000	\$20,000
						\$0
Total Revenue	\$0	\$0	\$0	\$0	\$20,000	\$20,000

Town of Farmville, Virginia
2025 Five-Year Capital Improvement Program - Capital Projects

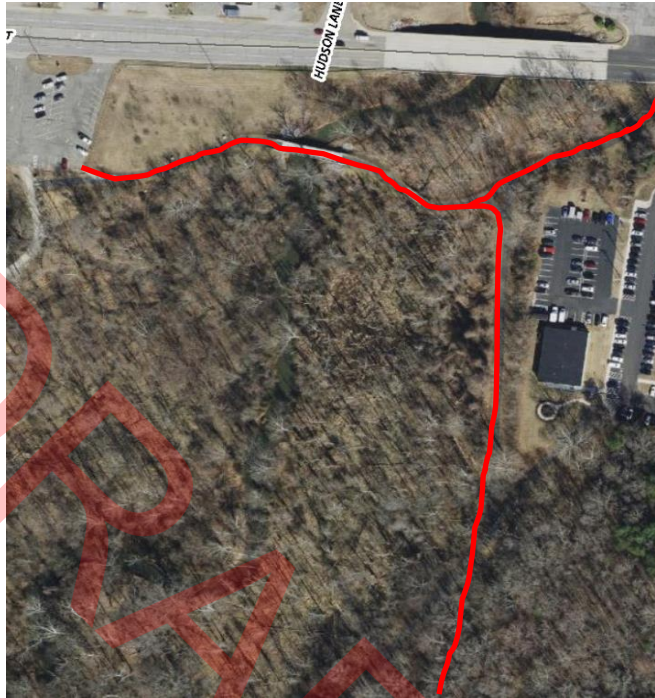
Project: **Replace Limestone on Dogwood Trail**

Budget:
\$30,000

Department:
Public Works

Funding Source:
Maintenance -
Building and Ground

Project Manager:
Public Works
Director



Project Description:

Improvements to the trails are warranted. This will elevate potholes, cracking, and poor pavement issues. This will enhance traffic, safety, and mobility.

Town Council Goal(s) Met:

Infrastructure – Improve and maintain the Town’s important capital assets that are critical to service, delivery, safety, and quality of life.

	Year 1	Year 2	Year 3	Year 4	Year 5	\$0
Limestone					\$30,000	\$30,000
						\$0
Total Project Cost	\$0	\$0	\$0	\$0	\$30,000	\$30,000
Annual Cost	FY2025-26	FY2026-27	FY2027-28	FY2028-29	FY2029-30	Total
					\$30,000	\$30,000
Total Expense	\$0	\$0	\$0	\$0	\$30,000	\$30,000

Funding Source(s)	FY2025-26	FY2026-27	FY2027-28	FY2028-29	FY2029-30	Total
					\$30,000	\$30,000
						\$0
Total Revenue	\$0	\$0	\$0	\$0	\$30,000	\$30,000

Town of Farmville, Virginia
2025 Five-Year Capital Improvement Program - Capital Projects

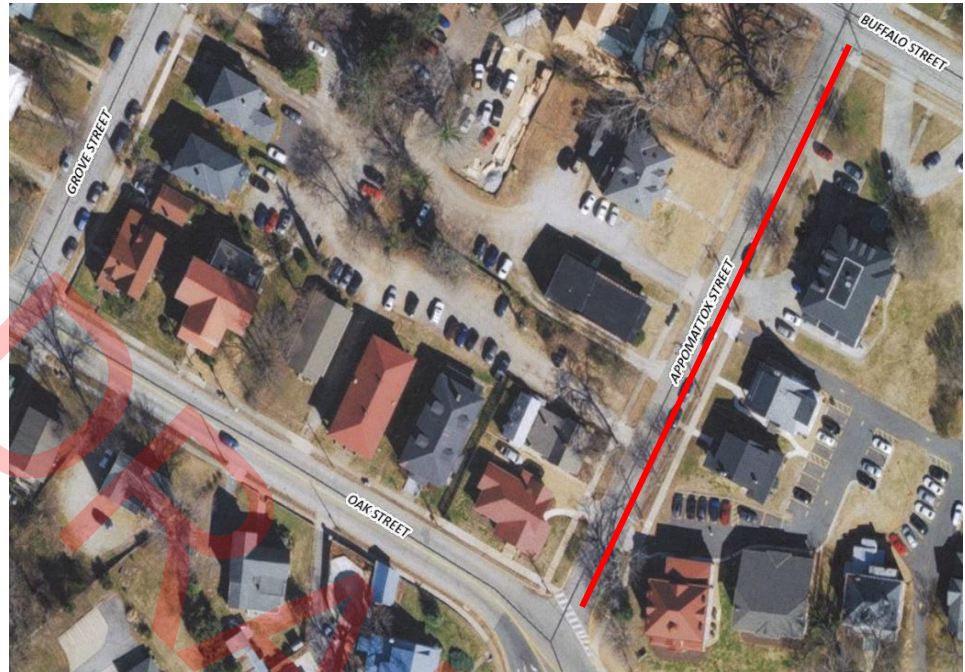
Project: **Paving - Appomattox Street**

Budget:
\$60,000

Department:
Public Works

Funding Source:
Street Maintenance
Fund

Project Manager:
Public Works Director



Project Description:

Improvements to the roadway are warranted on Appomattox Street. This will elevate potholes, cracking, and poor pavement issues. This will enhance traffic, safety, and mobility.

Town Council Goal(s) Met:

Infrastructure – Improve and maintain the Town’s important capital assets that are critical to service, delivery, safety, and quality of life.

	Year 1	Year 2	Year 3	Year 4	Year 5	Total
Paving					\$60,000	\$60,000
Milling						\$0
						\$0
Total Project Cost	\$0	\$0	\$0	\$0	\$60,000	\$60,000
Annual Cost	FY2025-26	FY2026-27	FY2027-28	FY2028-29	FY2029-30	Total
PW-Street Maintenance					\$60,000	\$60,000
Capital Outlay						\$0
Total Expense	\$0	\$0	\$0	\$0	\$60,000	\$60,000

Funding Source(s)	FY2025-26	FY2026-27	FY2027-28	FY2028-29	FY2029-30	Total
PW-Street Maintenance					\$60,000	\$60,000
State of Good Repair						\$0
Total Revenue	\$0	\$0	\$0	\$0	\$60,000	\$60,000

Town of Farmville, Virginia
2024 Five-Year Capital Improvement Program - Capital Projects

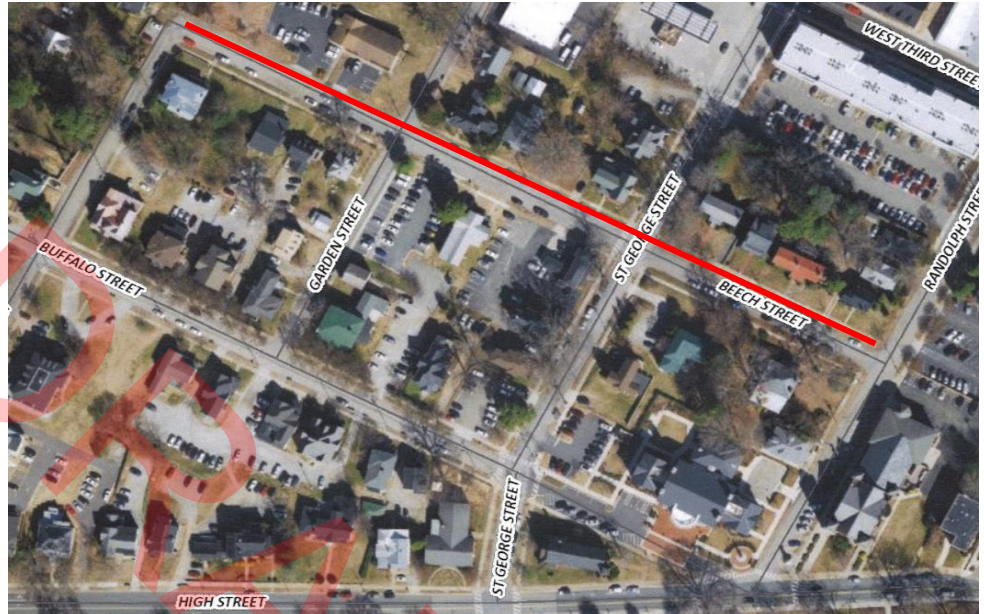
Project: Paving - Beech Street

Budget: \$75,000

Department: Public Works

Funding Source: Street Maintenance Fund

Project Manager: Public Works Director



Project Description:

Improvements to the roadway are warranted on Beech Street. This will elevate potholes, cracking, and poor pavement issues. This will enhance traffic, safety, and mobility.

Town Council Goal(s) Met:

Infrastructure – Improve and maintain the Town’s important capital assets that are critical to service, delivery, safety, and quality of life.

	Year 1	Year 2	Year 3	Year 4	Year 5	Total
Paving					\$74,000	\$74,000
Milling					\$1,000	\$1,000
						\$0
Total Project Cost	\$0	\$0	\$0	\$0	\$75,000	\$75,000
Annual Cost	FY2025-26	FY2026-27	FY2027-28	FY2028-29	FY2029-30	Total
PW-Street Maintenance					\$75,000	\$75,000
Capital Outlay						\$0
Total Expense	\$0	\$0	\$0	\$0	\$75,000	\$75,000

Funding Source(s)	FY2025-26	FY2026-27	FY2027-28	FY2028-29	FY2029-30	Total
PW-Street Maintenance					\$75,000	\$75,000
State of Good Repair						\$0
Total Revenue	\$0	\$0	\$0	\$0	\$75,000	\$75,000

Town of Farmville, Virginia
2025 Five-Year Capital Improvement Program - Capital Projects

Project: Paving - Buffalo Street

Budget:
\$143,000

Department:
Public Works

Funding Source:
Street Maintenance
Fund

Project Manager:
Public Works Director



Project Description:

Improvements to the roadway are warranted on Buffalo Street. This will elevate potholes, cracking, and poor pavement issues. This will enhance traffic, safety, and mobility.

Town Council Goal(s) Met:

Infrastructure – Improve and maintain the Town’s important capital assets that are critical to service, delivery, safety, and quality of life.

	Year 1	Year 2	Year 3	Year 4	Year 5	Total
Paving					\$118,000	\$118,000
Milling					\$25,000	\$25,000
						\$0
Total Project Cost	\$0	\$0	\$0	\$0	\$143,000	\$143,000
Annual Cost	FY2025-26	FY2026-27	FY2027-28	FY2028-29	FY2029-30	Total
PW-Street Maintenance					\$143,000	\$143,000
Capital Outlay						\$0
Total Expense	\$0	\$0	\$0	\$0	\$143,000	\$143,000

Funding Source(s)	FY2025-26	FY2026-27	FY2027-28	FY2028-29	FY2029-30	Total
PW-Street Maintenance					\$143,000	\$143,000
State of Good Repair						\$0
Total Revenue	\$0	\$0	\$0	\$0	\$143,000	\$143,000

Town of Farmville, Virginia
2025 Five-Year Capital Improvement Program - Capital Projects

Project: **Paving - Buffalo Street Ext.**

Budget:
\$86,000

Department:
Public Works

Funding Source:
Street Maintenance Fund

Project Manager:
Public Works Director



Project Description:

Improvements to the roadway are warranted on Buffalo Street Ext. This will elevate potholes, cracking, and poor pavement issues. This will enhance traffic, safety, and mobility.

Town Council Goal(s) Met:

Infrastructure – Improve and maintain the Town’s important capital assets that are critical to service, delivery, safety, and quality of life.

	Year 1	Year 2	Year 3	Year 4	Year 5	Total
Paving					\$84,000	\$84,000
Milling					\$2,000	\$2,000
						\$0
Total Project Cost	\$0	\$0	\$0	\$0	\$86,000	\$86,000
Annual Cost	FY2025-26	FY2026-27	FY2027-28	FY2028-29	FY2029-30	Total
PW-Street Maintenance					\$86,000	\$86,000
Capital Outlay						\$0
Total Expense	\$0	\$0	\$0	\$0	\$86,000	\$86,000

Funding Source(s)	FY2025-26	FY2026-27	FY2027-28	FY2028-29	FY2029-30	Total
PW-Street Maintenance					\$86,000	\$86,000
State of Good Repair						\$0
Total Revenue	\$0	\$0	\$0	\$0	\$86,000	\$86,000

Town of Farmville, Virginia
2025 Five-Year Capital Improvement Program - Capital Projects

Project: **Paving - Garden Street**

Budget:
\$36,000

Department:
Public Works

Funding Source:
Street Maintenance
Fund

Project Manager:
Public Works Director



Project Description:

Improvements to the roadway are warranted on Garden Street. This will elevate potholes, cracking, and poor pavement issues. This will enhance traffic, safety, and mobility.

Town Council Goal(s) Met:

Infrastructure – Improve and maintain the Town’s important capital assets that are critical to service, delivery, safety, and quality of life.

	Year 1	Year 2	Year 3	Year 4	Year 5	Total
Paving					\$35,000	\$35,000
Milling					\$1,000	\$1,000
						\$0
Total Project Cost	\$0	\$0	\$0	\$0	\$36,000	\$36,000
Annual Cost	FY2025-26	FY2026-27	FY2027-28	FY2028-29	FY2029-30	Total
PW-Street Maintenance					\$36,000	\$36,000
Capital Outlay						\$0
Total Expense	\$0	\$0	\$0	\$0	\$36,000	\$36,000

Funding Source(s)	FY2025-26	FY2026-27	FY2027-28	FY2028-29	FY2029-30	Total
PW-Street Maintenance					\$36,000	\$36,000
State of Good Repair						\$0
Total Revenue	\$0	\$0	\$0	\$0	\$36,000	\$36,000

Town of Farmville, Virginia
2025 Five-Year Capital Improvement Program - Capital Projects

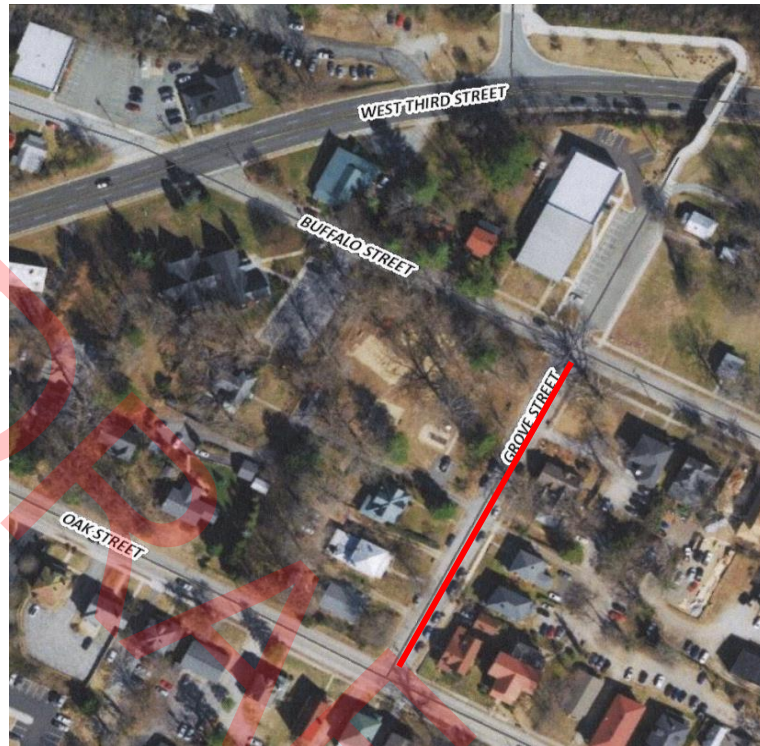
Project: **Paving - Grove Street**

Budget:
\$50,000

Department:
Public Works

Funding Source:
Street Maintenance
Fund

Project Manager:
Public Works Director



Project Description:

Improvements to the roadway are warranted on Grove Street. This will elevate potholes, cracking, and poor pavement issues. This will enhance traffic, safety, and mobility.

Town Council Goal(s) Met:

Infrastructure – Improve and maintain the Town’s important capital assets that are critical to service, delivery, safety, and quality of life.

	Year 1	Year 2	Year 3	Year 4	Year 5	Total
Paving					\$48,000	\$48,000
Milling					\$2,000	\$2,000
						\$0
Total Project Cost	\$0	\$0	\$0	\$0	\$50,000	\$50,000
Annual Cost	FY2025-26	FY2026-27	FY2027-28	FY2028-29	FY2029-30	Total
PW-Street Maintenance					\$50,000	\$50,000
Capital Outlay						\$0
Total Expense	\$0	\$0	\$0	\$0	\$50,000	\$50,000

Funding Source(s)	FY2025-26	FY2026-27	FY2027-28	FY2028-29	FY2029-30	Total
PW-Street Maintenance					\$50,000	\$50,000
State of Good Repair						\$0
Total Revenue	\$0	\$0	\$0	\$0	\$50,000	\$50,000

Town of Farmville, Virginia
2025 Five-Year Capital Improvement Program - Capital Projects

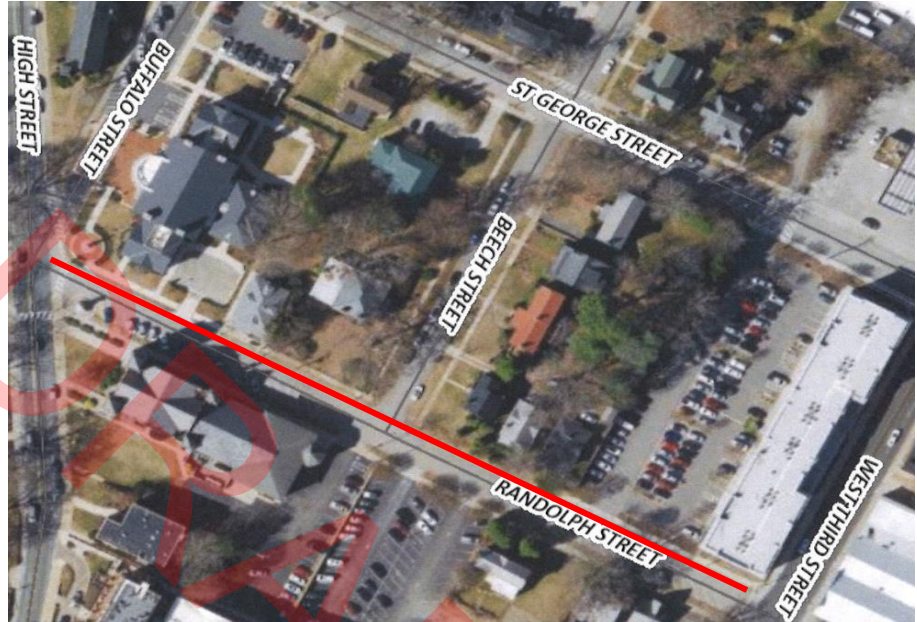
Project: Paving - Randolph Street

Budget: \$84,000

Department: Public Works

Funding Source: Street Maintenance Fund

Project Manager: Public Works Director



Project Description:

Improvements to the roadway are warranted on Randolph Street. This will elevate potholes, cracking, and poor pavement issues. This will enhance traffic, safety, and mobility.

Town Council Goal(s) Met:

Infrastructure – Improve and maintain the Town’s important capital assets that are critical to service, delivery, safety, and quality of life.

	Year 1	Year 2	Year 3	Year 4	Year 5	Total
Paving					\$82,000	\$82,000
Milling					\$2,000	\$2,000
						\$0
Total Project Cost	\$0	\$0	\$0	\$0	\$84,000	\$84,000
Annual Cost	FY2025-26	FY2026-27	FY2027-28	FY2028-29	FY2029-30	Total
PW-Street Maintenance					\$84,000	\$84,000
Capital Outlay						\$0
Total Expense	\$0	\$0	\$0	\$0	\$84,000	\$84,000

Funding Source(s)	FY2025-26	FY2026-27	FY2027-28	FY2028-29	FY2029-30	Total
PW-Street Maintenance					\$84,000	\$84,000
State of Good Repair						\$0
Total Revenue	\$0	\$0	\$0	\$0	\$84,000	\$84,000

Town of Farmville, Virginia
2025 Five-Year Capital Improvement Program - Capital Projects

Project: Paving - St. George Street

Budget: \$71,000

Department: Public Works

Funding Source: Street Maintenance Fund

Project Manager: Public Works Director



Project Description:

Improvements to the roadway are warranted on St. George Street. This will elevate potholes, cracking, and poor pavement issues. This will enhance traffic, safety, and mobility.

Town Council Goal(s) Met:

Infrastructure – Improve and maintain the Town’s important capital assets that are critical to service, delivery, safety, and quality of life.

	Year 1	Year 2	Year 3	Year 4	Year 5	Total
Paving					\$69,000	\$69,000
Milling					\$2,000	\$2,000
						\$0
Total Project Cost	\$0	\$0	\$0	\$0	\$71,000	\$71,000
Annual Cost	FY2025-26	FY2026-27	FY2027-28	FY2028-29	FY2029-30	Total
PW-Street Maintenance					\$71,000	\$71,000
Capital Outlay						\$0
Total Expense	\$0	\$0	\$0	\$0	\$71,000	\$71,000

Funding Source(s)	FY2025-26	FY2026-27	FY2027-28	FY2028-29	FY2029-30	Total
PW-Street Maintenance					\$71,000	\$71,000
State of Good Repair						\$0
Total Revenue	\$0	\$0	\$0	\$0	\$71,000	\$71,000

Town of Farmville, Virginia
2025 Five-Year Capital Improvement Program - Capital Projects

Project: **Paving - Germantown Road**

Budget:
\$150,000

Department:
Public Works

Funding Source:
Street Maintenance
Fund

Project Manager:
Public Works Director



Project Description:

Improvements to the roadway are warranted on Germantown Road. This will elevate potholes, cracking, and poor pavement issues. This will enhance traffic, safety, and mobility.

Town Council Goal(s) Met:

Infrastructure – Improve and maintain the Town’s important capital assets that are critical to service, delivery, safety, and quality of life.

	Year 1	Year 2	Year 3	Year 4	Year 5	Total
Paving					\$141,000	\$141,000
Milling					\$9,000	\$9,000
						\$0
Total Project Cost	\$0	\$0	\$0	\$0	\$150,000	\$150,000

Annual Cost	FY2025-26	FY2026-27	FY2027-28	FY2028-29	FY2029-30	Total
PW-Street Maintenance					\$150,000	\$150,000
Capital Outlay						\$0
Total Expense	\$0	\$0	\$0	\$0	\$150,000	\$150,000

Funding Source(s)	FY2025-26	FY2026-27	FY2027-28	FY2028-29	FY2029-30	Total
PW-Street Maintenance					\$150,000	\$150,000
State of Good Repair						\$0
Total Revenue	\$0	\$0	\$0	\$0	\$150,000	\$150,000

Town of Farmville, Virginia
2025 Five-Year Capital Improvement Program - Capital Projects

Project: Paving - Westhill Drive

Budget:
\$24,000

Department:
Public Works

Funding Source:
Street Maintenance
Fund

Project Manager:
Public Works Director



Project Description:

Improvements to the roadway are warranted on Westhill Drive. This will elevate potholes, cracking, and poor pavement issues. This will enhance traffic, safety, and mobility.

Town Council Goal(s) Met:

Infrastructure – Improve and maintain the Town’s important capital assets that are critical to service, delivery, safety, and quality of life.

	Year 1	Year 2	Year 3	Year 4	Year 5	Total
Paving					\$21,000	\$21,000
Milling					\$3,000	\$3,000
						\$0
Total Project Cost	\$0	\$0	\$0	\$0	\$24,000	\$24,000
Annual Cost	FY2025-26	FY2026-27	FY2027-28	FY2028-29	FY2029-30	Total
PW-Street Maintenance					\$24,000	\$24,000
Capital Outlay						\$0
Total Expense	\$0	\$0	\$0	\$0	\$24,000	\$24,000

Funding Source(s)	FY2025-26	FY2026-27	FY2027-28	FY2028-29	FY2029-30	Total
PW-Street Maintenance					\$24,000	\$24,000
State of Good Repair						\$0
Total Revenue	\$0	\$0	\$0	\$0	\$24,000	\$24,000

Town of Farmville, Virginia
2025 Five-Year Capital Improvement Program - Capital Projects

Project: Paving - Downtown Areas with Concrete

Budget:
\$702,000

Department:
Public Works

Funding Source:
Street Maintenance
Fund

Project Manager:
Public Works Director



Project Description:

Pave all downtown areas that have concrete. This will elevate potholes, cracking, and poor pavement issues. This will enhance traffic, safety, and mobility. Areas include: North Main Street from Depot Street to South Main Street at Gross Street, and East Third Street and West Third Street at Main Street about 50' on each side of Main Street. 1st Option: Grind surface to make smooth, but it will not fixed cracked areas or bad places in concrete. Cost \$10-\$12 sq. yard. 2700 yards x 260 yard.

Town Council Goal(s) Met:

Infrastructure – Improve and maintain the Town’s important capital assets that are critical to service, delivery, safety, and quality of life.

	Year 1	Year 2	Year 3	Year 4	Year 5	Total
Paving					\$702,000	\$702,000
Milling						\$0
						\$0
Total Project Cost	\$0	\$0	\$0	\$0	\$702,000	\$702,000
Annual Cost	FY2025-26	FY2026-27	FY2027-28	FY2028-29	FY2029-30	Total
PW-Street Maintenance				\$0	\$702,000	\$702,000
Capital Outlay						\$0
Total Expense	\$0	\$0	\$0	\$0	\$702,000	\$702,000

Funding Source(s)	FY2025-26	FY2026-27	FY2027-28	FY2028-29	FY2029-30	Total
PW-Street Maintenance				\$0	\$702,000	\$702,000
State of Good Repair						\$0
Total Revenue	\$0	\$0	\$0	\$0	\$702,000	\$702,000

Town of Farmville



Airport Five-Year Capital Improvement Plan

AIRPORT CAPITAL IMPROVEMENT PLAN: 2025-2030

FARMVILLE REGIONAL AIRPORT
FARMVILLE, VIRGINIA

SPONSOR: TOWN OF FARMVILLE

NPIAS NO.: 3-51-0015

March 21, 2025

FEDERAL FISCAL YEAR	STATE & TOWN FISCAL YEAR	NPE AVAIL	AIG AVAIL (EST.)	PROJECT DESCRIPTION	FUNDING RATIO			TOTAL	FAA AIP	FAA IJJA / AIG	DOAV CIP	DOAV F&E	LOCAL
					FAA	DOAV	LOCAL						
CURRENT 2025	2026	\$ 300,000	\$ 444,000	DBE Plan Update (FY 2026-2028)	95%	4%	1%	\$7,900	\$0	\$7,505	\$316	\$0	\$79
				Replace PAPIs (DD) (IJJA)	95%	4%	1%	\$172,100	\$0	\$6,884	\$0	\$1,721	
				Obstruction Removal	0%	80%	20%	\$200,000	\$0	\$160,000	\$0	\$40,000	
				FFY 2025 TOTAL				\$380,000	\$171,000	\$167,200	\$0	\$41,800	
YEAR 1 2026	2027	\$ 450,000	\$ 383,000	Replace PAPIs (CO) (IJJA)	95%	4%	1%	\$403,158	\$0	\$383,000	\$16,126	\$0	\$4,032
				Replace PAPIs (CO) (AIP)	95%	4%	1%	\$146,842	\$139,500	\$5,874	\$0	\$1,468	
				FFY 2026 TOTAL				\$550,000	\$383,000	\$22,000	\$0	\$5,500	
YEAR 2 2027	2028	\$ 460,500	\$ -	Construct Parallel TW (DD) (AIP)	90%	8%	2%	\$326,842	\$310,500	\$0	\$26,147.00	\$0	\$6,537
				Construct Parallel TW (DD) (AIP DISC)	90%	8%	2%	\$123,158	\$110,842	\$9,853	\$0	\$2,463	
				Install Localizer Runway 3	0%	96%	4%	\$400,000	\$0	\$0	\$384,000	\$16,000	
				Construct Fuel Farm (DD)	0%	67%	33%	\$200,000	\$0	\$134,000	\$0	\$66,000	
				FFY 2027 TOTAL:				\$1,050,000	\$421,342	\$170,000	\$384,000	\$91,000	
YEAR 3 2028	2029	\$ 189,158	\$ -	Construct Fuel Farm (CO)	0%	1%	99%	\$1,500,000	\$0	\$166,000	\$0	\$0	\$1,334,000
				FFY 2028 TOTAL:				\$1,500,000	\$0	\$166,000	\$0	\$1,334,000	
YEAR 4 2029	2030	\$ 339,158	\$ -	Construct Parallel TW - Phase 1 (CO)	90%	8%	2%	\$4,700,000	\$4,230,000	\$376,000	\$0	\$0	\$94,000
				FFY 2029 TOTAL:				\$4,700,000	\$4,230,000	\$376,000	\$0	\$94,000	
YEAR 5 2030	2031	\$ 150,000	\$ -	Construct Parallel TW - Phase 2 (CO)	90%	8%	2%	\$7,000,000	\$6,300,000	\$560,000	\$0	\$0	\$140,000
				Construct Apron (DD)	90%	8%	2%	\$180,000	\$162,000	\$14,400	\$0	\$3,600	
				Crack Seal and Remark Runway and Apron (DD/CO)	90%	8%	2%	\$300,000	\$270,000	\$24,000	\$0	\$6,000	
				FFY 2030 TOTAL:				\$7,480,000	\$6,732,000	\$598,400	\$0	\$149,600	
				PLANNING CYCLE TOTALS:				TOTAL	FAA AIP	FAA IJJA / AIG	DOAV CIP	DOAV F&E	LOCAL
								\$15,660,000	\$11,522,842	\$554,000	\$1,499,600	\$384,000	\$1,715,900

(DD) Design & Development
(CO) Construction

Anticipated IJJA Funding

2022	\$ 110,000	under grant by 9/30/25
2023	\$ 113,000	under grant by 9/30/26
2024	\$ 113,000	under grant by 9/30/27
2025	\$ 108,000	under grant by 9/30/28
2026 (Est.)	\$ 110,000	under grant by 9/30/29
Total	\$ 554,000	Estimated