

**TOWN OF
FARMVILLE, VIRGINIA**

**Fiscal Year
2025/2026**



TOWN MANAGER'S OFFICE

C. Scott Davis, LP.D.
Town Manager

Jacqueline B. Vaughan
Executive Assistant

Mayor and Members of Council,

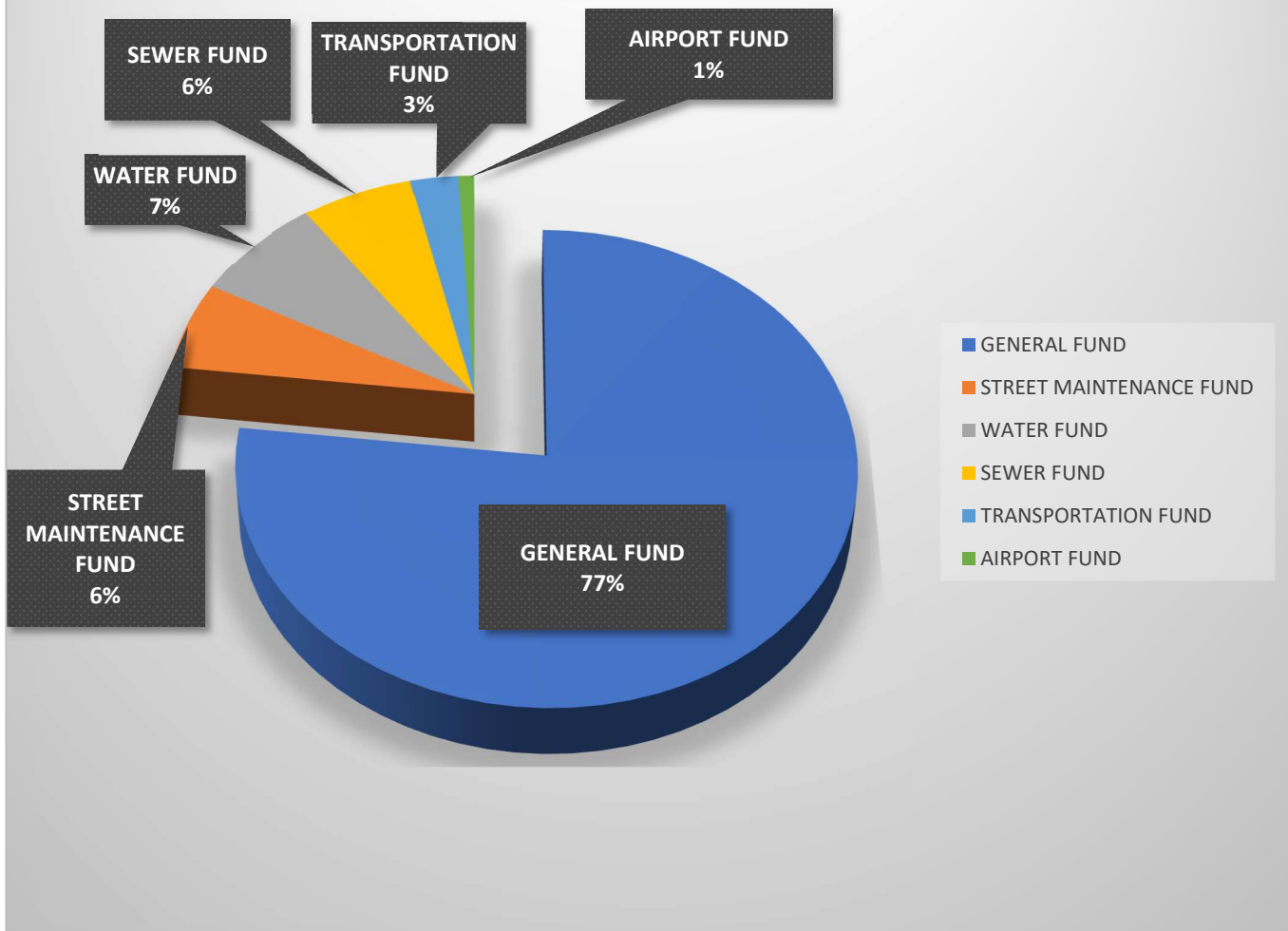
I am pleased to present the proposed budget for the fiscal year July 1, 2025, through June 30, 2026. This proposed budget provides the financial resources necessary to fund community services, including professional law enforcement, fire, community development, enjoyable parks and recreation, maintaining streets, innovative and supportive use of technology, adequate structures and facilities, and reliable water, sewer, transportation, and airport services.

Despite ongoing economic challenges, including inflationary pressures, Farmville remains in a strong financial position. Our commitment to responsible fiscal management and strategic planning has maintained a healthy reserve, enabling us to address both current needs and future opportunities. While hiring challenges persist, we remain dedicated to delivering exceptional service to our citizens and businesses, ensuring the efficient use of the Town's funds. Our sound financial policies continue to provide a stable foundation as we navigate these challenges.

The FY26 budget presents exciting opportunities to advance our community's goals. Notably, we are proposing a \$16 million General Obligation (GO) Bond to fund the renovation and expansion of the fire department building and the purchase of a new ladder truck, ensuring our fire services are equipped to meet the growing needs of Farmville. Additionally, we will continue to fund capital improvement projects. We will also continue upgrading equipment to enhance the quality of our core services.

The total budget for FY2026 is \$43,367,489, which encompasses \$33,341,990 in the General Fund, \$2,621,672 in the Street Maintenance Fund, \$3,176,458 in the Water Fund, \$2,688,059 in the Sewer Fund, \$1,159,745 in the Transportation Fund, and \$379,565 in the Airport Fund.

PROPOSED BUDGET BY FUND



- General Fund – The General Fund provides for the majority of town services. The funding of the General Fund comes from taxes and fees, charges for services, fines, and intergovernmental revenue, among others.
- Street Maintenance Fund—The Street Maintenance Fund provides for installing and replacing sidewalks, paving of arterial and connector streets, repairing and maintaining traffic lights, installing and repairing traffic signs, and many other street-related activities and repairs. The funding for the Street Maintenance Fund is allocated from VDOT in quarterly payments for the Town to maintain our roads and related infrastructure.
- Water Fund—The Water Fund provides public works to maintain the infrastructure to provide water to residents and businesses and to operate the water treatment plant. The Water Fund's funding comes from the fees associated with water use, water meter taps, and other associated charges. The Water Fund is an enterprise fund, which means all costs are supported by fees charged for associated services.

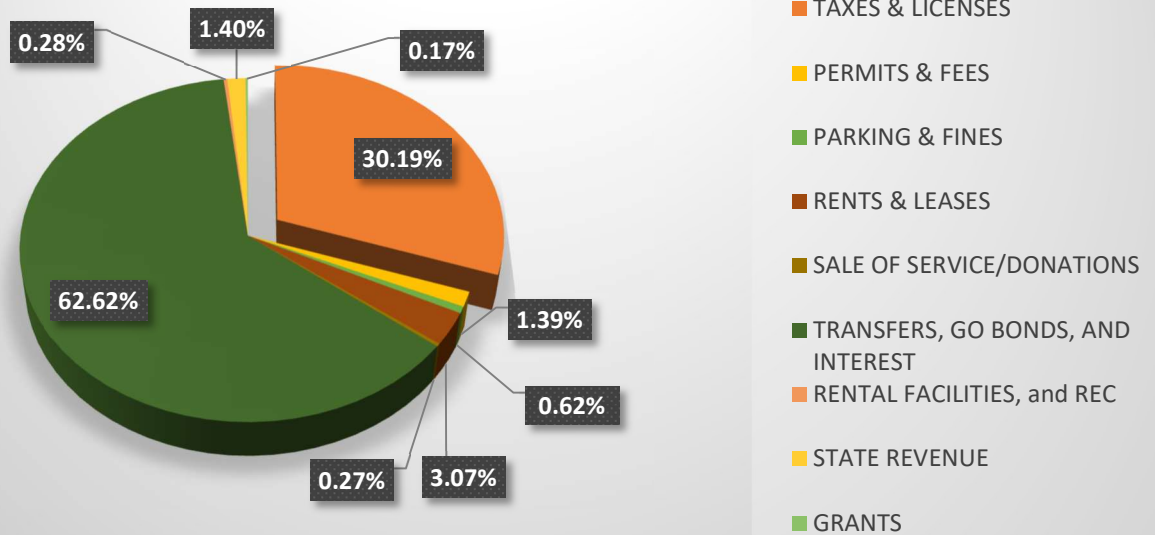
- Sewer Fund—The Sewer Fund provides public works to maintain the infrastructure, provide sewer service to residents and businesses, and operate the wastewater treatment plant. The Fund is funded by fees and charges associated with water usage, sewer taps, and other associated charges. The Sewer Fund is an enterprise fund, which means all costs are supported by fees charged to associated services.
- Transportation Fund—The Transportation Fund provides for the Farmville Area Bus (FAB) operation. FAB is funded by federal, state, and local funds, contributions from Longwood University, and bus fares, among other sources.
- Airport Fund—The Airport Fund provides for the operation, maintenance, and rehabilitation of the Farmville Regional Airport (FVX). Funding for FVX comes from federal and state grants, gas sale, land lease for hangars, and subsidized funding from the General Fund.

General Fund Budget Highlights

Revenue

- Revenue projections for FY26 are based on cautious optimism for economic growth, though we remain mindful of inflationary pressures.
- This year, real estate assessments in Farmville increased by approximately 30%, reflecting growth in property values. To balance the need for revenue to fund critical projects with our commitment to minimizing tax burdens, we have adjusted the real estate tax rate from \$0.13 per \$100 to \$0.22 per \$100. This adjustment, combined with the higher assessments, contributes to the increase in the "Taxes & Licenses" revenue category, which totals \$10,065,770 (30% of General Fund revenue). While this represents an increase in the tax rate, it enables us to fund essential services and infrastructure improvements without relying on unsustainable revenue sources.
- Meals Tax and Lodging Tax revenues remain unchanged from FY25, reflecting stable local economic activity in these sectors.
- The \$16 million GO Bond will provide critical funding for the fire department expansion and ladder truck purchase, with debt service structured to align with our long-term financial strategy. This is reflected in the "Transfers, GO Bonds, and Interest" category, which totals \$20,877,157 (63% of General Fund revenue).
- There is a carryover of the Set Aside Fund, which supports bond payments and current-year operational and capital needs.

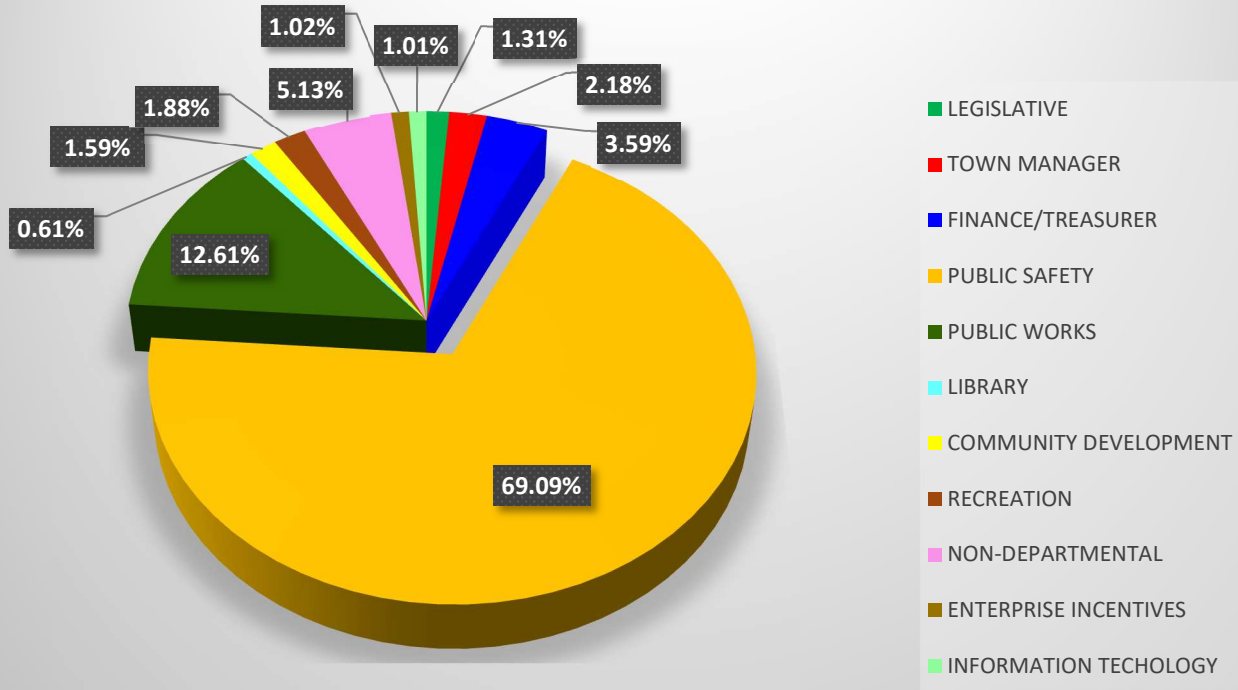
General Fund Revenue by Type



Expenditure

- The General Fund budget includes operational capital projects critical to our core services, such as the financed purchase of five police vehicles (\$231,000), graphics and outfitting for those vehicles (\$75,000), a new EMS vehicle for the Fire Chief (\$60,000), outfitting for the new EMS vehicle (\$25,000), a tractor/mower for street rights-of-way (\$180,000), a pickup with a lift gate (\$80,000), a dump truck (\$225,000), and a 3/4-ton utility truck (\$80,000). The total cost of these financed purchases is \$956,000.
- We are adding one new full-time firefighter to enable 24-hour shifts, enhancing our fire department's capacity to serve the community.
- We are promoting the current Finance Director to Deputy Town Manager/Finance Director, reflecting the increasing complexity of our financial and administrative needs. This also matches our organizational goal of succession planning.
- Due to limited available funds this year, we have made the difficult decision to forgo employee raises in FY26. This decision reflects our commitment to maintaining fiscal discipline while ensuring we can meet our core operational needs and invest in critical projects.
- All departmental line-item expenditures were thoroughly reviewed, with adjustments made to account for economic factors such as fuel costs and inflation.

General Fund Expenditures by Departments



In summary, the FY2025-2026 budget shows our commitment to providing quality core services while trying to keep tax and fee increases minimal and continuing to work towards debt reduction. As in most recent years, this budget demonstrates the Town’s desire and commitment to being more properly structured financially. We will continue to focus on short-term and long-term goals for the prosperity of our community.

I want to thank and commend the town staff for their assistance in developing this budget. On behalf of all employees, I thank the Mayor and Town Council for your continuous support and service to Farmville's staff, citizens, and businesses.

Sincerely,

C. Scott Davis, LP.D., ICMA-CM
Town Manager

**TOWN OF FARMVILLE, VIRGINIA
BUDGET SUMMARY
FISCAL YEAR 2025-2026**

Fund	Revenue	Expenditures
10 General Fund	33,341,990	33,341,990
15 Street Maintenance Fund	2,621,672	2,621,672
40 Water Fund	3,176,458	3,176,458
42 Sewer Fund	2,688,059	2,688,059
44 Transportation Fund	1,159,745	1,159,745
45 Airport Fund	379,565	379,565
	<hr/>	<hr/>
Total	43,367,489	43,367,489

Account Number	Account Description	2022 Actual	2023 Actual	2024 Actual	2025 Budget	2025	2026	2026 Anticipated
						Revenue	Proposed	
GENERAL FUND								
10-1101-0001	CURRENT REAL PROP TAXES	789,022	752,424	789,311	810,000	794,072	1,770,000	1,770,000
10-1102-0001	CURRENT PUBLIC SERVICE CORP TA	57,874	53,915	58,554	62,590	62,590	62,590	62,590
10-1103-0001	CURRENT PERSONAL PROPERTY TAX	237,029	274,110	274,399	273,030	273,030	273,030	273,030
10-1106-0001	PENALTIES-TAXES	286	4,868	8,929	1,500	1,500	1,500	1,500
10-1106-0002	INTEREST-TAXES	610	3,271	4,732	1,500	1,500	1,500	1,500
10-1106-0003	PENALTY-PP TAX	-	2,875	2,840	500	500	500	500
10-1106-0004	INTEREST-PP TAX	-	299	293	150	150	150	150
10-1107-0001	DELIQUENT TAXES	10,268	13,037	19,631	5,000	5,214	5,000	5,000
10-1200-0001	CONSUMPTION TAX	28,953	28,378	27,947	27,000	28,000	27,000	27,000
10-1201-0001	SALES TAX	484,463	460,867	479,804	450,000	480,000	455,000	455,000
10-1201-0072	SALES TAX REFUND-GOLF	36	5	-	-	-	-	-
10-1202-0001	UTILITY TAX	367,121	378,589	368,417	360,000	360,000	360,000	360,000
10-1203-0001	BUSINESS LICENSE TAX	1,573,719	1,672,175	1,698,515	1,620,000	1,620,000	1,620,000	1,620,000
10-1203-0099	PENALTY-BUSINESS LICENSES	771	-	8,876	5,000	5,000	5,000	5,000
10-1204-0001	BANK FRANCHISE TAXES	239,706	254,629	274,805	235,000	235,000	235,000	235,000
10-1204-0004	RIGHT OF WAY ACCESS FEE	23,438	10,812	14,961	16,000	16,000	16,000	16,000
10-1205-0001	MOTOR VEHICLE LICENSES	86,097	95,318	85,819	87,000	87,000	87,000	87,000
10-1206-0001	COMMUNICATION SALES & USE TAX	344,224	332,011	344,186	360,000	344,980	360,000	360,000
10-1207-0001	PRECIOUS METAL PERMIT	200	600	400	-	-	-	-
10-1210-0001	LODGING TAX	794,209	799,939	826,978	800,000	850,000	800,000	800,000
10-1211-0001	FOOD TAX	3,380,339	3,780,851	3,875,803	3,800,000	3,800,000	3,800,000	3,800,000
10-1211-0099	PENALTY/INT-FOOD/LODGING TAX	3,554	3,520	4,771	2,000	2,000	2,000	2,000
10-1220-0001	SANITATION FEE	352,081	389,350	399,010	390,000	390,000	390,000	390,000
10-1301-0001	FERN BEAUTIFICATION PROJECT	8,014	7,114	2,900	2,900	2,900	2,900	2,900
10-1302-0002	BRANCH OUT TREE PROGRAM	3,312	1,200	350	5,000	5,000	5,000	5,000
10-1302-0003	VFIC GRANT	-	9,305	-	15,000	15,000	15,000	15,000
10-1303-0005	VARIANCE FEE	-	-	-	250	250	250	250
10-1303-0006	CONDITIONAL-USE-PERMITS	500	1,500	500	500	500	500	500
10-1303-0007	ZONING & RE-ZONING FEES	1,100	3,700	2,850	1,000	3,750	1,000	1,000
10-1303-0008	BUILDING PERMITS	51,826	36,821	35,429	32,000	32,000	32,000	32,000
10-1303-0009	SURVEYOR-SITE INSPEC-E&S,RENTAL EQUIP	300	300	200	200	200	200	200
10-1303-0010	PARTY BIKE PERMIT	365	365	365	365	365	365	365
10-1303-0011	EASEMENT FEE	200	-	-	-	-	-	-
10-1303-0020	STATE SURCHRG-BLDG PERMIT FEE	1,074	735	707	500	500	500	500

Account Number	Account Description	2022 Actual	2023 Actual	2024 Actual	2025 Budget	2025	2026	2026 Anticipated
						Revenue	Proposed	
						Projection		
10-1303-0031	FITNESS PROGRAM REVENUE	439	359	-	-	-	200	200
10-1303-0032	KARATE PROGRAM REVENUE	175	1,225	2,649	1,000	1,000	1,000	1,000
10-1303-0033	PICKLEBALL PROGRAM REVENUE	178	566	788	500	400	500	500
10-1303-0071	FOOTBALL PROGRAM REVENUE	12,823	16,706	16,607	21,250	19,224	21,250	21,250
10-1303-0072	SOFTBALL PROGRAM REVENUE	-	-	-	1,500	-	1,500	1,500
10-1303-0073	SUMMER CAMP REVENUE	10,830	17,498	16,170	18,250	7,500	15,000	15,000
10-1303-0077	SPONSORSHIP-JINGLE BELL RUN	500	-	-	500	1,000	500	500
10-1303-0078	REGISTRATION FEE-JINGLE BELL R	1,686	2,005	1,520	2,000	200	1,000	1,000
10-1303-0079	REVENUE-ADULT BASKETBALL LEAGU	4,082	4,187	4,670	2,000	900	1,000	1,000
10-1303-0081	ADULT VOLLEYBALL REVENUE	-	-	-	-	-	1,000	1,000
10-1303-0099	NEW REC PROGRAMS/GRANTS	-	-	-	-	-	1,000	1,000
10-1304-0072	MEMBERS CART FEE	17,684	1,659	-	-	-	-	-
10-1305-0072	SNACK BAR REV-DRINKS	3,394	340	-	-	-	-	-
10-1305-0073	BANQUET FACILITY RENTAL	14,650	(6,600)	-	-	-	-	-
10-1306-0072	SNACK BAR REV-FOOD	1,272	104	-	-	-	-	-
10-1307-0001	PLAN REVIEW-BLDG INSPECTOR	600	200	400	500	-	500	500
10-1307-0002	CERTIFICATE OF OCCUPANCY-BLDG	-	-	-	100	-	100	100
10-1308-0001	FINGERPRINT FEE	30	50	50	20	40	20	20
10-1308-0072	GIFT SHOP REVENUE-GOLF SUPPLIE	3,936	449	-	-	-	-	-
10-1309-0001	SURVEYOR-PLAN REVIEW	-	-	-	500	-	500	500
10-1309-0072	ANNUAL GOLF MEMBERSHIP	5,250	(1,900)	-	-	-	-	-
10-1310-0072	BEER SALES	4,657	368	-	-	-	-	-
10-1311-0001	BURN PERMIT	-	400	-	400	400	400	400
10-1314-0072	DAILY GOLF FEES	106,477	10,777	-	-	-	-	-
10-1315-0072	RANGE REVENUE	4,507	566	-	-	-	-	-
10-1401-0001	COURT FINES & COSTS	69,262	106,364	143,521	85,000	120,000	90,000	90,000
10-1401-0002	PARKING FINES	23,732	30,634	32,392	25,000	12,950	25,000	25,000
10-1401-0003	Parking Fines-Payments	-	-	(3,057)	-	(8,293)	(9,000)	(9,000)
10-1401-0004	LIENS ON REAL ESTATE	16,446	39,074	1,177	500	600	500	500
10-1402-0003	E-CITATION	5,762	9,205	11,602	8,000	3,000	5,000	5,000
10-1501-0001	INTEREST-REPO	8,355	49,492	219,963	155,087	115,265	110,000	110,000
10-1501-0002	INT-BENCHMARK-ARPA-COVID-RESTRICTED	5,952	747	37,544	-	45,000	30,000	30,000
10-1501-0003	INTEREST-MEDICAL COMPENSATION	516	576	8,586	7,000	4,469	3,000	3,000
10-1501-0004	INTEREST-ACCOUNTS RECEIVABLE	6,502	7,718	46	100	100	100	100
10-1501-0006	INTEREST-MM-BENCHMARK-E911	898	457	201	50	250	50	50

Account Number	Account Description	2022 Actual	2023 Actual	2024 Actual	2025 Budget	2025	2026	2026 Anticipated
						Revenue	Proposed	
10-1501-0010	INTEREST-ONLINE ACCT	11	-	-	-	-	-	-
10-1501-0011	INT-LIBRARY TRUST	172	-	-	-	-	-	-
10-1501-0013	INTEREST-SET ASIDE ACCOUNT	2,288	149,545	258,869	150,000	150,000	150,000	150,000
10-1501-0014	INTEREST-CAPITAL IMPROVEMENTS	51	-	-	-	-	-	-
10-1501-0015	INTEREST-E911 RESERVE	523	3,711	17,372	15,000	15,000	7,239	7,239
10-1501-0016	INTEREST - GO BOND REINVESTED	-	-	-	-	-	375,000	375,000
10-1501-0020	INTEREST-E-CITATION-FARMERS BA	23	19	-	-	-	-	-
10-1501-0021	INT-CK ACCT-BENCHMARK-E-CITATION	-	14	42	30	40	40	40
10-1501-0072	INT-CHECKING-BENCHMARK	927	205,243	234,958	230,000	220,000	100,000	100,000
10-1502-0001	RENT-BURN BUILDING	-	-	-	500	-	500	500
10-1502-0002	RENT-WILCK LAKE	6,000	4,100	2,400	2,500	2,400	2,500	2,500
10-1502-0005	SALE OF FIXED ASSETS	46,250	19,600	37,483	15,000	27,500	19,500	19,500
10-1502-0006	SALE OF MATERIAL	2,313	1,287	9,227	1,500	500	1,500	1,500
10-1502-0007	SALE OF PROPERTY	-	995,000	-	-	-	-	-
10-1502-0008	SALE OF COPIES	1,490	981	977	500	500	500	500
10-1502-0009	CEMETERY LOTS	21,480	6,800	25,600	17,000	14,400	17,000	17,000
10-1502-0010	SALE OF POSTAGE	33	38	17	25	25	25	25
10-1502-0011	SALE OF ROLL OUT CARTS	1,530	885	900	1,000	1,100	1,000	1,000
10-1502-0012	RENT-TRAIN STATION	13,200	15,250	14,600	14,000	14,000	14,000	14,000
10-1502-0013	RENT-PARKING-VENABLE ST	2,520	2,520	2,700	2,700	2,700	2,700	2,700
10-1502-0014	RENT-TOWN PKG-NORTH ST	300	300	300	300	300	300	300
10-1502-0015	RENT-SOUTH ST CONF CENTER	200	-	-	-	-	-	-
10-1502-0018	LEASE-SOUTH ST CONF-FIRE PROG	15,353	15,353	15,353	15,353	15,353	15,353	15,353
10-1502-0019	LEASE-REVENUE-SOLAR POWER	-	6,000	-	-	-	-	-
10-1502-0020	RENT-RIVERFRONT PARK	400	-	-	250	-	250	250
10-1502-0021	FARMER'S MARKET REVENUE	3,563	5,420	10,118	5,000	7,720	7,720	7,720
10-1502-0022	FARMER'S MARKET SPONSORSHIP	-	-	-	-	-	7,280	7,280
10-1502-0024	RENT-SPORTS ARENA	9,350	16,500	9,100	12,500	15,600	15,500	15,500
10-1502-0025	RENT-PROB/PAROLE BLDG	47,196	47,649	47,649	47,649	47,650	47,650	47,650
10-1502-0026	RENT-BALL FIELD-SPORTS ARENA	900	1,950	100	1,000	1,500	1,000	1,000
10-1502-0033	PARKING FARMERS MARKET	120	-	-	-	-	-	-
10-1503-0001	EXCESS SALE-TACS	-	-	-	-	6,506	-	-
10-1607-0003	PARKING METERS REVENUE	24,317	22,670	50,595	44,000	50,000	50,000	50,000
10-1610-0001	RENTAL PARKING SPACES	11,320	7,820	9,320	8,700	8,700	8,700	8,700
10-1620-0001	RESIDENTAL PARKING	1,340	1,225	3,350	2,000	2,000	2,000	2,000

Account Number	Account Description	2022 Actual	2023 Actual	2024 Actual	2025 Budget	2025	2026	2026 Anticipated
						Revenue	Proposed	
10-1620-0002	LONGWOOD STREETS	35,000	35,000	35,000	-	35,000	35,000	35,000
10-1620-0099	PENALTY-SANITATION FEE	5,286	5,766	5,829	5,100	5,100	5,100	5,100
10-1630-0001	CIGARETTE TAX	191,775	179,850	183,800	200,000	165,000	200,000	200,000
10-1899-0002	SALE OF SERVICE-ADMIN	1,200	1,200	1,000	1,200	-	1,000	1,000
10-1899-0003	DONATIONS	50	-	-	-	-	-	-
10-1899-0004	MISC REVENUE	12,058	1,351	39	100	3,850	100	100
10-1899-0005	SALE OF SERVICE-PUBLIC WORKS	3,137	2,364	2,248	5,000	3,000	5,000	5,000
10-1899-0006	SALE OF SERVICE-GRAVE OPENINGS	21,300	17,600	26,900	22,000	16,200	22,000	22,000
10-1899-0007	SALE OF SERVICE-DUMP TK	678	700	120	500	-	500	500
10-1899-0008	SALE OF SERVICE-CLEANING	(2,370)	-	-	-	-	-	-
10-1899-0010	SERVICE CHARGE-BAD CHECKS-A/R	1,038	150	200	100	100	100	100
10-1899-0014	SALE OF SER-DISPATCH-HAMPDEN S	6,000	6,000	12,000	6,000	6,000	6,000	6,000
10-1899-0015	SALE OF SERVICE-BAD CHECKS-TAXES	-	-	150	-	50	-	-
10-1899-0017	SALE OF SER-FALSE BURG ALARM	1,160	2,625	2,300	2,000	2,000	2,000	2,000
10-1899-0019	SALE OF SERVICE-BAD CHECKS-MISC	50	-	-	-	-	-	-
10-1899-0024	SALE OF SERVICE-SURVEYOR	-	300	-	-	-	-	-
10-1899-0033	SALE OF SERVICE-POLICE	16,924	-	2,577	1,100	1,112	1,000	1,000
10-1899-0035	SALE OF SERVICE-LIBRARY MAINT	2,799	(1,225)	928	600	12,550	600	600
10-1899-0038	DONATION-PARK BENCHES	800	-	-	-	-	-	-
10-1899-0097	DONATIONS-FOURTH OF JULY CELEBRATION	-	16,173	8,600	17,000	10,000	20,000	20,000
10-1900-0030	ICA PER DIEM	167,000	182,500	136,500	-	-	-	-
10-1901-0003	AMINISTRATIVE SERV-FUND 15	183,286	227,218	262,652	250,000	21,943	10,000	10,000
10-1901-0004	REIMB-FUND 10-ADMIN SERV	180,162	158,268	175,174	250,000	698,455	838,146	838,146
10-1901-0005	RECOVERY-JURY DUTY FEES	1,070	1,175	637	500	610	500	500
10-1901-0010	RECOVERY-VML INS-DAMAGE VEHICLES/PROP	3,212	43,600	164,775	50,000	5,000	50,000	50,000
10-1901-0011	RECOVERY-LUMEN-911 MAINTENANCE	-	-	5,881	-	-	-	-
10-1902-0001	DAMAGE TO TOWN PROPERTY	8,748	250	871	5,000	-	5,000	5,000
10-1903-0001	REFUNDS - CO-OPS	547	675	545	500	-	500	500
10-2201-0001	NATIONAL FITNESS COURT GRANT	-	-	-	-	-	-	-
10-2201-0003	ROLLING STOCK TAXES	335	196	118	100	100	100	100
10-2201-0005	MOBILE HOME TITLING TAX	2,087	1,244	300	1,000	-	1,000	1,000
10-2201-0006	CAR RENTAL TAX	67,716	67,584	86,365	75,000	75,000	75,000	75,000
10-2201-0008	PEER-TO-PEER VEHICLE SHARING TAX	-	176	13	-	-	-	-
10-2201-0009	GRANT - RECREATION DEPT	-	-	-	-	-	12,000	12,000
10-2401-0029	GRANT-DISPATCH-VDEM	973	100	12,965	4,000	4,000	4,000	4,000

Account Number	Account Description	2022 Actual	2023 Actual	2024 Actual	2025 Budget	2025	2026	2026 Anticipated
						Revenue	Proposed	
10-2401-0030	GRANT-VA911-HANDLING EQ	-	-	-	200,000	200,000	-	-
10-2402-0001	WIRELESS	113,447	100,774	119,439	117,000	121,000	117,000	117,000
10-2402-0002	WIRELESS (VDEM) REIMB FOR ESINET	28,952	-	-	-	-	-	-
10-2402-0003	VDEM GRANT-ESSINET	-	28,952	-	-	-	-	-
10-2402-0006	VDEM STAFFING GRANT	-	-	41,250	-	-	-	-
10-2404-0007	LITTER & RECYCLING GRANT	4,330	5,192	6,789	2,500	5,985	2,500	2,500
10-2404-0008	VRSA-EDUCATION GRANT	-	-	-	-	3,017	-	-
10-2404-0010	AID TO LAW ENFORCEMENT	203,158	204,124	214,694	215,000	222,380	220,000	220,000
10-2404-0011	FIRE ALLOCATION	33,254	29,982	33,647	-	38,299	-	-
10-2404-0032	GRANT-VML-SAFETY	3,943	4,000	-	4,200	4,000	4,200	4,200
10-2404-0062	VIRGINIA STATE POLICE - HEAT GRANT	-	9,350	10,504	-	-	-	-
10-2404-0063	GRANT-TDO-ECO	-	-	12,051	-	38,222	-	-
10-2405-0004	MARKETING/TOURISM LOCAL REVENU	2,141	-	2,033	2,000	-	2,000	2,000
10-2501-0008	GRANT-BYRNE-20	-	3,460	-	-	-	-	-
10-2501-0014	GRANT-BYRNE-2018	3,080	-	-	-	-	-	-
10-2501-0015	GRANT-BYRNE-2019	-	2,776	-	-	-	-	-
10-2501-0020	GRANT-VA DEPT FORESTRY - FIRA	-	-	2,405	62,000	62,000	-	-
10-2501-0021	GRANT-VDEM-SHSP-TRAILERS	-	-	8,990	-	-	-	-
10-2501-0022	GRANT-VDEM-SHSP-SURVEILLANCE EQUIP	-	-	37,550	-	-	-	-
10-2502-0001	GRANT-SPEED-2021	(8,065)	-	-	-	-	-	-
10-2502-0002	GRANT-ALCOHOL-2021	(13,438)	-	-	-	-	-	-
10-2502-0006	GRANT-SPEED-2022	10,776	4,804	-	-	-	-	-
10-2502-0007	GRANT-SPEED-2022-EQUIPMENT	-	-	-	-	-	-	-
10-2502-0008	GRANT-ALCOHOL-2022	7,478	3,327	-	-	-	-	-
10-2502-0009	GRANT-BYRNE-2022	-	4,538	-	-	-	-	-
10-2502-0011	GRANT-BYRNE-OT (2022-23)	5,504	16,847	-	-	-	-	-
10-2502-0012	SPEED GRANT-2023	-	14,498	5,554	-	-	-	-
10-2502-0013	ALCOHOL GRANT-2023	-	11,148	6,451	-	-	-	-
10-2502-0014	SPEED GRANT-2023 EQUIPMENT	-	3,328	-	-	-	-	-
10-2502-0015	GRANT-BYRNE-2023	-	-	4,951	-	-	-	-
10-2502-0016	GRANT-BYRNE 2021	-	4,088	-	-	-	-	-
10-2502-0018	GRANT-SHSP-VDEM-PEDESTRIAN BARRICADE	-	15,400	900	-	-	-	-
10-2502-0019	ALCOHOL GRANT-2024	-	-	16,593	-	9,742	-	-
10-2502-0020	SPEED GRANT-2024	-	-	18,948	-	5,552	-	-
10-2503-0001	GAME OF SKILL-DEPT OF TAX (FY20-21 ONLY)	576	-	-	-	-	-	-

Account Number	Account Description	2022 Actual	2023 Actual	2024 Actual	2025 Budget	2025	2026	2026 Anticipated
						Revenue	Proposed	
10-2504-0002	GRANT-EMERGENCY MGNT-FED	-	21,765	14,775	-	-	-	-
10-2504-0019	GRANT-DMV-ALCOHOL-25	-	-	-	26,335	13,168	18,800	18,800
10-2504-0020	GRANT-BULLETPROOF VEST-FED	2,243	-	-	3,700	3,700	3,700	3,700
10-2504-0027	GRANT-DMV-SPEED-25	-	-	-	24,500	12,250	18,800	18,800
10-2510-0007	ARPA REVENUE RECOGNIZED	409,070	1,148,134	430,515	-	-	-	-
10-2510-0008	LAW ENFORCEMENT EQUIPMENT ARPA GRANT	-	-	216,914	-	-	-	-
10-4101-0002	INSURANCE RECOVERY (WORK COMP)	26,406	18,569	-	-	2,051	-	-
10-4104-0004	INSURANCE RECOVERIES-RETIREMEN	261	20,820	22,756	-	5,246	-	-
10-4104-0008	FROM FIDA-BOND PYMT-2012 ISSUE	11,130	9,145	7,055	36,431	5,246	36,553	36,553
10-4104-0011	FROM PE CO-BOND PYMT-'12 ISSUE	226,299	226,299	226,299	-	-	-	-
10-4104-0014	FM-CAPITAL IMPROVEMENT ACCOUNT	-	-	-	-	-	-	-
10-4104-0015	FM LIBRARY-APPROP LEASE RENT	180,000	180,000	180,000	180,000	180,000	180,000	180,000
10-4104-0016	FM CKING-MEDICAL COMPENSATION BENEFIT	-	-	-	250,000	-	98,000	98,000
10-4104-0017	FM MOTTLEY LAKE-WILCK LAKE PYM	100,000	-	-	-	-	-	-
10-4104-0018	FM SETASIDE ACCT-BONDS	-	-	-	934,538	-	1,072,113	1,072,113
10-4104-0021	FM-FDP-WAYFINDING SIGNAGE	50,000	-	-	-	-	-	-
10-4104-0022	LEASE PROCEEDS	-	173,000	505,000	769,445	769,445	956,000	956,000
10-4104-0025	FM SETASIDE ACCT-CIP PROJECTS	-	-	-	1,213,870	-	575,000	575,000
10-4104-0026	Lease Purchase Revenue - BOA	-	-	1,594,109	1,185,577	-	-	-
10-4104-0027	FM SETASIDE ACCT-ABM PROJECT - BOA	-	-	-	75,675	-	117,822	117,822
10-4104-0028	FM-E911 RESERVE	-	-	-	93,494	-	-	-
10-4104-0029	GO BOND ISSUANCE	-	-	-	-	-	16,000,000	16,000,000
10-4107-0004	FM-PE CO-INSTANT ALERT	4,202	-	-	2,000	6,480	2,000	2,000
10-4107-0006	FM-LONGWOOD-DISPATCH SERV	350,000	350,000	350,000	350,000	315,000	350,000	350,000
10-4107-0007	FM-PRINCE EDWARDS- DISPATCH SERV	-	-	-	-	-	404,266	404,266
10-4113-0003	FROM-911 RESERVE	-	-	-	-	-	327,228	327,228
10-4113-0004	FROM FARMVILLE FIRE DEPT-PAYME	35,000	35,000	35,000	35,000	35,000	35,000	35,000
10-4113-0006	FM-WIRELESS (GRANT-VDEM)-CONSTRUCTION	24,047	-	-	-	-	-	-
10-4120-0001	TDFP GAP FINANCING-WEYANOKE	58,765	53,868	13,969	-	-	-	-
10-4120-0002	TROF REPAYMENT-WEYANOKE	5,593	11,186	-	-	-	-	-
10-5101-0004	TRANSFER FROM WATER FUND	630,153	-	-	-	-	-	-
10-5101-0005	TRANS FROM SEWER FUND	450,000	250,000	-	-	-	-	-
	TOTAL GENERAL FUND REVENUES	13,254,780	15,111,204	16,125,774	16,959,815	13,467,353	33,311,990	33,311,990

Account Number	Account Description	2022 Actual	2023 Actual	2024 Actual	2025 Budget	2025	2026	2026 Anticipated
						Revenue	Proposed	
STREET MAINTENANCE FUND								
15-2404-0007	HIGHWAY FUNDS	1,769,781	2,043,010	2,224,346	2,224,346	2,284,463	2,285,000	2,285,000
15-4100-0004	CARRYOVER FUNDS VDOT FY24	-	-	-	10,960	-	-	-
15-4100-0050	USE OF PY FUND BALANCE	-	-	-	128,167	-	336,672	336,672
	TOTAL STREET MAINTENANCE FUND REVENUES	1,769,781	2,043,010	2,224,346	2,363,472	2,284,463	2,621,672	2,621,672

Account Number	Account Description	2022 Actual	2023 Actual	2024 Actual	2025 Budget	2025	2026	2026 Anticipated
						Revenue	Proposed	
WATER FUND								
40-1501-0001	Interest - Unrestricted	-	11,583	57,239	25,000	55,000	40,000	40,000
40-1501-0002	Interest - RESTRICTED	-	-	77,765	-	80,928	40,000	40,000
40-1501-0004	INTEREST-ACCOUNTS RECEIVABLE	202	102	205	2	91	2	2
40-1501-0010	INT-MOTTLEY LAKE	180	-	-	-	-	-	-
40-1502-0005	SALE OF FIXED ASSETS	-	751	-	-	-	-	-
40-1502-0006	SALE OF MATERIAL	-	916	-	-	-	-	-
40-1502-0007	LEASE-JACKSON HTS WATER TANK	30,878	28,305	25,555	27,878	27,848	27,848	27,848
40-1502-0009	LEASE-ANDREWS DR WATER TANK	17,355	37,621	40,961	40,468	40,468	40,468	40,468
40-1620-0001	WATER SERVICE	1,451,685	1,774,197	1,797,984	1,882,000	1,882,000	1,882,000	1,882,000
40-1620-0002	WATER TAPS	122,011	17,000	154,265	30,000	30,000	30,000	30,000
40-1620-0003	SURCHARGE-MULTIPLE METERS	145,271	92,564	93,281	93,000	92,964	93,000	93,000
40-1620-0004	SALE OF WATER	5,172	11,080	13,521	10,000	10,000	10,000	10,000
40-1620-0005	LEAD/COPPER SURVEY CREDIT	-	-	-	-	(40,000)	-	-
40-1620-0010	METER CREDIT ONE TIME	-	-	-	-	10,000	18,000	18,000
40-1620-0099	PENALTY-WATER SERVICE	14,737	16,489	19,512	18,000	15,000	18,000	18,000
40-1899-0005	SALE OF SERVICE-PUBLIC WORKS	-	865	-	-	-	-	-
40-1899-0010	SERVICE CHARGES	11,220	14,780	14,660	10,000	10,000	10,000	10,000
40-1899-0011	SERVICE CRG-BAD CHECK	1,619	1,400	1,950	750	750	750	750
40-1899-0012	SALE OF SERVICE-TESTING	12,800	14,140	18,400	10,000	10,000	10,000	10,000
40-2404-0005	VML SAFETY GRANT	-	-	2,000	-	-	-	-
40-2510-0007	ARPA REVENUE RECOGNIZED	-	163,081	1,041,648	1,311,738	-	-	-
40-2511-0007	GRANT-ARPA UTILITY RELIEF-PE COUNTY	510	-	-	-	-	-	-
40-4100-0050	USE OF PY FUND BALANCE	-	-	-	276,943	-	400,140	400,140
40-4102-0001	FM PE CO-APPOMATTOX RIVER-USGS	7,880	-	8,930	8,930	-	8,930	8,930
40-4104-0025	FM SETASIDE ACCT - CIP AND DEBT	-	-	-	887,528	-	547,320	547,320
TOTAL WATER FUND REVENUES		1,821,520	2,184,873	3,367,877	4,632,238	2,225,049	3,176,458	3,176,458

Account Number	Account Description	2022 Actual	2023 Actual	2024 Actual	2025 Budget	2025	2026	2026 Anticipated
						Revenue	Proposed	
SEWER FUND								
42-1501-0001	Interest - Unrestricted	-	11,583	57,240	25,000	90,000	25,000	25,000
42-1501-0004	INTEREST-ACCOUNTS RECEIVABLE	-	-	286	2	-	-	-
42-1502-0005	SALE OF FIXED ASSETS	14,500	5,100	5,150	-	28	-	-
42-1502-0006	SALE OF MATERIAL	-	155	-	-	-	-	-
42-1620-0099	PENALTY-SEWER SERVICE	17,777	19,424	23,806	17,500	17,000	17,500	17,500
42-1630-0001	SEWER SERVICE	1,884,428	2,137,442	2,249,653	2,258,000	2,258,400	2,258,400	2,258,400
42-1630-0002	SEWER TAPS	79,982	21,000	118,500	28,800	15,000	28,800	28,800
42-1899-0005	SALE OF SERVICE-PUBLIC WORKS	-	-	16,400	400	-	400	400
42-1899-0012	SALE OF SERVICE-LEACHATE-CUMBERLAND	31,356	25,038	25,038	25,000	25,000	25,000	25,000
42-1899-0013	SALE OF SERVICE-SEWER TREAT	14,550	19,950	23,400	10,000	12,600	10,000	10,000
42-1901-0010	RECOVERY-VML INS	5,565	-	-	-	-	-	-
42-2404-0005	VML SAFETY GRANT	-	-	2,000	2,000	2,000	2,000	2,000
42-2510-0007	ARPA REVENUE RECOGNIZED	-	85,539	148,554	3,629,296	-	-	-
42-2511-0007	GRANT-ARPA UTILITY RELIEF-PE COUNTY	675	-	-	-	-	-	-
42-4100-0050	USE OF PY FUND BALANCE	-	-	-	171,512	-	320,959	320,959
42-4100-0087	CARRYOVER FUNDS FY24	-	-	-	235,836	-	-	-
42-4104-0025	FM SETASIDE ACCT - CIP PROJECTS	-	-	-	184,429	-	-	-
TOTAL SEWER FUND REVENUES		2,048,833	2,325,232	2,670,027	6,587,775	2,420,028	2,688,059	2,688,059

Account Number	Account Description	2022 Actual	2023 Actual	2024 Actual	2025 Budget	2025	2026	2026 Anticipated
						Revenue	Proposed	
TRANSPORTATION FUND								
44-1502-0005	SALE OF FIXED ASSETS	-	11,500	38,700	-	-	-	-
44-1520-0001	PASSENGER FARES	8,951	9,654	9,066	8,800	8,800	8,800	8,800
44-1521-0002	CONTRIBUTION-LONGWOOD [1500]	71,525	143,050	178,800	178,800	178,800	178,800	178,800
44-1521-0003	CONTRIBUTION-P E COUNTY	25,000	25,000	25,000	25,000	25,000	25,000	25,000
44-1901-0010	RECOVERY-VML INS-VEHICLE DAMAGE	8,896	4,525	8,037	10,000	-	10,000	10,000
44-1902-0001	DAMAGE TO TOWN PROPERTY	-	-	-	-	-	-	-
44-2403-0001	MISC GRANTS	-	-	-	10,000	-	10,000	10,000
44-2410-0003	STATE FORMULA GRANT	282,101	185,583	181,796	185,000	210,911	215,000	215,000
44-2410-0006	STATE GRANT-BUSES/VANS	-	-	-	-	-	26,723	26,723
44-2411-0007	State 3 Bus Shelters	-	-	-	-	-	124,164	124,164
44-2414-0001	STATE GRANT-2 BUSES	-	9,813	40,572	-	49,834	-	-
44-2415-0001	STATE GRANT-SUPERVISORY VEHICLE	-	4,287	-	-	-	-	-
44-2510-0001	GRANT-STATE PASS THRU-FED	39,347	338,084	344,570	350,000	78,963	400,000	400,000
44-2510-0005	COVID-FEDERAL FY20/21-CARES	331,025	-	-	-	-	-	-
44-2510-0006	FED GRANT-BUS/VANS	-	-	-	-	-	133,614	133,614
44-2510-0008	ARPA FUNDING-FEDERAL-OPERATING	31,233	-	-	-	-	-	-
44-2510-0009	ARPA REVENUE RECOGNIZED	-	11,842	-	-	-	-	-
44-2512-0001	RTAP REVENUE	-	-	188	-	-	-	-
44-2514-0001	FEDERAL GRANT-3 BUSES	-	49,063	202,858	-	249,169	-	-
44-2515-0001	FED GRANT-SUPERVISORY VEHICLE	-	21,436	-	-	-	-	-
44-4100-0050	USE OF PY FUND BALANCE	-	-	-	158,270	-	27,644	27,644
TOTAL TRANSPORTATION FUND REVENUES		798,079	813,836	1,029,586	925,870	801,477	1,159,745	1,159,745

Account Number	Account Description	2022 Actual	2023 Actual	2024 Actual	2025 Budget	2025	2026	2026 Anticipated
						Revenue	Proposed	
AIRPORT FUND								
45-1501-0001	INT-CK ACCT-BENCHMARK	619	560	429	400	400	400	400
45-1502-0001	RENT-HANGER SPACE	6,660	5,836	7,660	6,660	6,660	6,660	6,660
45-1502-0002	AIRPORT MAINTENANCE FEE	2,040	2,040	2,340	2,040	2,040	2,040	2,040
45-1502-0005	SALE OF FIXED ASSETS	2,500	-	361	-	-	-	-
45-1502-0006	SALE OF MATERIALS	-	-	312	-	-	-	-
45-1690-0001	SALE OF AV GAS	107,461	67,046	54,459	65,000	44,000	44,000	44,000
45-1691-0001	SALE OF JET FUEL	70,988	36,137	43,573	70,000	51,000	51,000	51,000
45-1899-0001	DONATIONS-PRINCE ED COUNTY	7,600	7,600	7,600	7,600	7,600	7,600	7,600
45-1901-0010	RECOVERY-VRSA INSURANCE	5,965	-	-	-	-	-	-
45-2401-0008	STATE GRANT-AWOS MAINT	6,128	4,468	3,420	3,600	3,600	3,600	3,600
45-2401-0013	STATE GRANT-MAINTENANCE	4,300	7,814	9,335	31,500	31,500	31,500	31,500
45-2401-0014	STATE GRANT-WEED KILL	960	-	690	1,000	1,000	1,000	1,000
45-2401-0044	STATE GRANT-PAVEMENT-CONST/LIGHTING	-	1,743	311	-	-	-	-
45-2401-0047	GRANT-STATE RELOC MAINT STORAGE BLDG	79,999	-	-	-	-	-	-
45-2401-0051	GRANT-STATE-RUNWAY SAFETY AREA GRADING	17,948	-	-	-	-	-	-
45-2401-0054	GRANT-STATE-TAXIWAY PAVEMENT DESIGN	-	6,652	-	-	-	-	-
45-2401-0056	GRANT-STATE-DBE Plan Update FY26-28	-	-	-	1,200	1,200	-	-
45-2401-0057	GRANT-STATE-Envir Assess Fuel Farm	-	-	-	16,000	16,000	-	-
45-2401-0058	GRANT-STATE-TRACTOR-DOAV	-	-	-	18,500	18,500	-	-
45-2403-0001	MISC GRANTS	-	-	-	50,000	-	50,000	50,000
45-2501-0044	FED GRANT-REHAB RUNWAY	-	19,608	3,494	-	-	-	-
45-2501-0045	FED GRANT-DBE PLAN UPDATE	1,800	7,200	-	-	-	-	-
45-2501-0046	FED GRANT-RELOC ACCESS RD (CONST)	133,928	18,349	-	-	-	-	-
45-2501-0050	FED GRANT-CARES ACT-AIRPORT	-	-	22,000	-	-	-	-
45-2501-0051	GRAND-FED-RUNWAY SAFETY AREA GRADING	74,905	1,364,231	3,348	-	-	-	-
45-2501-0052	FED GRANT-TAXIWAY PAVEMENT DESIGN	-	162,935	-	-	-	-	-
45-2501-0053	GRANT-FED-IFE-RUNWAY SAFETY AREA GRADING	3,500	-	-	-	-	-	-
45-2501-0054	REHAB TAXIWAY PAVEMENT	-	-	681,756	-	-	-	-
45-2501-0056	GRANT-FED-DBE Plan Update FY26-28	-	-	-	13,500	13,500	-	-
45-2501-0057	GRANT-FED-Envir Assess Fuel Farm	-	-	-	180,000	180,000	-	-
45-2501-0058	GRANT-FED FAA PROJECTS	-	-	-	437,400	437,400	-	-
45-2510-0007	ARPA REVENUE RECOGNIZED	-	1,077	-	-	-	-	-
45-4100-0050	USE OF PY FUND BALANCE	-	-	-	209,827	-	181,765	181,765
45-4100-0087	CARRYOVER FUNDS FY24	-	-	-	6,860	-	-	-

Account Number	Account Description	2022 Actual	2023 Actual	2024 Actual	2025 Budget	2025	2026	2026 Anticipated
						Revenue	Proposed	
45-4101-0001	FM-SOUTHSIDE ELECTRIC-CAPITAL CREDITS	-	-	-	-	534	-	-
45-5101-0001	TRANSFER FROM GENERAL FUND	97,183	-	-	-	-	-	-
	TOTAL AIRPORT FUND REVENUES	624,484	1,713,295	841,088	1,121,087	814,934	379,565	379,565
	TOTAL REVENUE	20,317,477	24,191,450	26,258,698	32,590,257	22,013,304	43,337,489	43,337,489

Account Number	Account Description	2022 Actual	2023 Actual	2024 Actual	2025 Budget	Manager Proposed	Council Adopted
10-1100-0000	LEGISLATIVE	-	-	-	-	-	-
10-1100-1001	SALARIES-LEGISLATIVE	104,582	104,511	110,774	114,819	114,014	114,014
10-1100-1997	EMPLOYEE RETENTION INCENTIVE-ARPA	2,000	1,000	-	-	-	-
10-1100-1998	YEAR-END BENEFIT-ARPA	1,000	-	-	-	-	-
10-1100-1999	PAY IN LIEU-HOSPITAL INSURANCE	61,597	55,530	59,826	59,500	42,000	42,000
10-1100-2001	FICA	12,029	11,460	12,477	8,715	8,722	8,722
10-1100-2003	RETIREMENT BENEFIT	2,296	4,093	4,553	7,098	8,640	8,640
10-1100-2005	HOSPITAL INSURANCE	32,813	36,339	28,091	28,091	33,341	33,341
10-1100-2006	LIFE INSURANCE	103	108	108	972	108	108
10-1100-2009	VEC-UNEMPLOYMENT INSURANCE PYMT	-	-	-	254	-	-
10-1100-2010	WORKMAN'S COMP INSURANCE	134	82	67	75	86	86
10-1100-2012	DISABILITY INSURANCE	579	573	519	723	589	589
10-1100-2100	RETIREE MEDICAL BENEFIT	312,280	51,150	47,880	50,000	49,000	49,000
10-1100-2102	MEDICAL COMP BENEFIT	-	85,920	85,280	200,000	98,000	98,000
10-1100-3006	PRINTING & BINDING	1,796	4,086	-	500	500	500
10-1100-3007	ADVERTISING	10,104	15,537	9,673	11,000	11,000	11,000
10-1100-5307	PUB OFFICIALS LIAB INSURANCE	12,304	9,079	15,503	17,518	17,518	17,518
10-1100-5400	BACKGROUND CHECKS	24	-	-	250	-	-
10-1100-5401	OFFICE SUPPLIES	995	1,563	1,094	1,200	1,700	1,700
10-1100-5402	INTERNET SERVICE(WIFI)	2,760	6,619	5,038	-	-	-
10-1100-5411	BOOKS AND SUBSCRIPTIONS	-	-	4,243	-	500	500
10-1100-5413	OTHER OPERATING SUPPLIES	562	2,600	735	4,284	3,000	3,000
10-1100-5414	LOSS ON FRAUD	990	-	-	-	-	-
10-1100-5421	MEALS-LUNCHEON,EMERGENCY, ETC.	730	1,658	318	2,000	2,000	2,000
10-1100-5422	COUNCIL BEVERAGES	135	68	49	400	400	400
10-1100-5430	PLANNING COMM MEETINGS	505	2,075	750	2,100	2,100	2,100
10-1100-5440	BZA COMM MEETINGS	364	300	150	500	500	500
10-1100-5499	ELECTION	-	5,533	-	8,000	-	-
10-1100-5504	TRAVEL-CLERK	686	1,683	2,099	2,000	2,000	2,000
10-1100-5505	WHITUS-TRAVEL/TRAINING	2,093	26	-	-	-	-
10-1100-5506	HUNTER-TRAVEL/TRAINING	808	1,691	1,749	3,000	3,000	3,000
10-1100-5507	VINCENT-TRAVEL/TRAINING	1,543	1,584	7,200	7,000	7,000	7,000
10-1100-5508	PAIRET-TRAVEL/TRAINING	-	743	-	2,000	2,000	2,000
10-1100-5510	REID-TRAVEL/TRAINING	2,145	2,937	559	3,000	3,000	3,000

Account Number	Account Description	2022 Actual	2023 Actual	2024 Actual	2025 Budget	Manager Proposed	Council Adopted
10-1100-5512	DWYER-TRAVEL/TRAINING	1,317	1,232	1,320	2,000	2,000	2,000
10-1100-5513	AMOS-TRAVEL/TRAINING	1,063	-	1,463	2,000	2,000	2,000
10-1100-5515	YOELIN-TRAVEL/TRAINING	-	280	787	2,000	3,500	3,500
10-1100-5516	HARDY-TRAVEL/TRAINING	-	215	1,537	2,000	3,500	3,500
10-1100-5550	PLAN COMM TRAVEL/TRAINING	1,100	-	650	3,000	2,000	2,000
10-1100-5560	BZA TRAVEL/TRAINING	815	-	600	2,250	2,000	2,000
10-1100-5801	DUES & ASSOC MEMBERSHIPS	5,910	5,846	5,712	6,000	6,076	6,076
10-1100-5890	COUNCIL RETREAT	-	5,295	-	10,000	-	-
10-1100-6999	SMALL EQUIP UNDER \$5000	6,704	950	900	3,300	3,400	3,400
Totals		584,864	422,365	411,704	567,548	435,194	435,194

Account Number	Account Description	2022 Actual	2023 Actual	2024 Actual	2025 Budget	Manager Proposed	Council Adopted
10-1200-0000	TOWN MANAGER	-	-	-	-	-	-
10-1200-1001	SALARIES-TOWN MANAGER'S DEPT	181,553	238,242	277,119	289,725	294,725	294,725
10-1200-1004	VEHICLE ALLOWANCE EXPENSE	5,946	6,017	6,033	6,000	6,000	6,000
10-1200-1997	EMPLOYEE RETENTION INCENTIVE-ARPA	4,000	3,000	-	-	-	-
10-1200-1998	YEAR-END BENEFIT-ARPA	2,000	-	-	-	-	-
10-1200-2001	FICA	14,188	17,782	20,735	22,141	22,546	22,546
10-1200-2003	RETIREMENT BENEFIT	13,638	18,578	21,735	33,284	41,219	41,219
10-1200-2005	HOSPITAL INSURANCE	35,638	43,219	45,882	45,882	58,196	58,196
10-1200-2006	LIFE INSURANCE	919	1,031	1,049	1,049	324	324
10-1200-2009	UNEMPLOYMENT INSURANCE	-	-	-	1,081	-	-
10-1200-2010	WORKMAN'S COMP INSURANCE	152	123	109	122	140	140
10-1200-2012	DISABILITY INSURANCE	1,030	1,306	1,285	1,787	1,531	1,531
10-1200-2013	VLDP INSURANCE	363	884	1,100	1,010	493	493
10-1200-3000	ENGINEERING/CONSULT FEES	-	1,920	7,742	40,000	40,000	40,000
10-1200-3001	LEGAL SERVICES-ALL DEPTS	12,670	48,060	28,744	30,000	41,700	41,700
10-1200-3002	PROFESSIONAL SERVICES	-	36,506	34,927	30,000	57,000	57,000
10-1200-3004	DRUG & ALCOHOL TESTING	8,844	9,254	10,432	10,000	10,000	10,000
10-1200-3005	MAINT-SERVICE CONTRACTS	14,790	13,741	11,189	12,000	12,000	12,000
10-1200-3007	ADVERTISING	2,622	5,390	3,712	4,000	4,000	4,000
10-1200-3008	FLEXIBLE BENEFITS EXPENSE	5,780	5,024	1,602	2,500	2,500	2,500
10-1200-3010	RECORDING FEES	260	72	72	200	-	-
10-1200-3013	HUMAN RESOURCE CONSULTANT	60,000	56,200	35,975	-	-	-
10-1200-3014	ENTERPRISE ZONE INCENTIVE	-	4,025	-	-	-	-
10-1200-3019	SOCIAL MEDIA	33,815	16,360	11,184	-	-	-
10-1200-3020	OUTSOURCED CIO	-	-	24,000	-	-	-
10-1200-5201	POSTAGE	2,811	3,305	3,445	4,000	5,200	5,200
10-1200-5202	TOWN CELLULAR PHONE SERVICE	14,895	13,689	14,625	15,000	19,000	19,000
10-1200-5203	TELEPHONE	5,843	5,671	5,925	8,000	6,000	6,000
10-1200-5304	FLOOD INSURANCE-TOWN HALL-SELECTIVE INS	3,253	3,785	-	4,000	4,855	4,855
10-1200-5306	PUBLIC EMPLOYEES BOND	486	486	486	549	604	604
10-1200-5308	GENERAL LIAB INSURANCE	1,054	438	11,478	13,016	14,318	14,318
10-1200-5309	UMBRELLA INSURANCE	3,665	3,151	3,741	4,228	4,651	4,651
10-1200-5310	CYBER SECURITY	-	1,719	1,513	1,710	8,415	8,415
10-1200-5400	BACKGROUND CHECKS	-	48	104	250	250	250

Account Number	Account Description	2022 Actual	2023 Actual	2024 Actual	2025 Budget	Manager Proposed	Council Adopted
10-1200-5401	OFFICE SUPPLIES	3,963	5,205	4,968	7,000	8,000	8,000
10-1200-5402	INTERNET SERVICE-MUNC BLDG	9,013	15,425	40,275	-	-	-
10-1200-5411	BOOKS & SUBSCRIPTIONS	3,156	709	636	1,000	1,325	1,325
10-1200-5413	OTHER OPERATING SUPPLIES	1,084	4,152	1,595	2,000	5,500	5,500
10-1200-5421	MEALS-LUNCHEON, EMERGENCY, ETC.	4,221	6,721	2,710	5,000	5,000	5,000
10-1200-5422	COFFEE & SUPPLIES	682	922	990	1,000	1,000	1,000
10-1200-5449	MAINT-OTHER EQUIP	-	-	-	250	250	250
10-1200-5469	AUCTION FEES	400	-	-	1,000	1,000	1,000
10-1200-5470	EMPLOYEE RECOGNITION PROGRAM	-	-	3,313	-	-	-
10-1200-5471	EMPLOYEE ENGAGEMENT/EVENTS	-	-	10,803	13,000	19,000	19,000
10-1200-5504	TRAVEL & TRAINING	2,651	5,622	8,102	10,000	10,000	10,000
10-1200-5801	DUES & ASSOC MEMBERSHIP	1,930	2,417	3,093	5,000	5,000	5,000
10-1200-6004	VA TOURISM BROCHURE	-	3,972	3,955	6,000	6,000	6,000
10-1200-6999	SMALL EQUIP UNDER \$5000	1,069	2,276	4,190	8,000	8,000	8,000
10-1200-7011	REPLACE TOWN HALL SERVER #5100	-	-	9,940	-	-	-
10-1200-7012	PAINTING TOWN HALL	-	-	-	22,000	-	-
Totals		458,386	606,445	680,512	662,783	725,742	725,742

Account Number	Account Description	2022 Actual	2023 Actual	2024 Actual	2025 Budget	Manager Proposed	Council Adopted
10-1500-0000	FINANCE	-	-	-	-	-	-
10-1500-1001	SALARIES-FINANCE DEPT	446,324	546,866	598,985	672,207	644,175	644,175
10-1500-1997	EMPLOYEE RETENTION INCENTIVE-ARPA	16,000	10,000	-	-	-	-
10-1500-1998	YEAR-END BENEFIT-ARPA	9,000	-	-	-	-	-
10-1500-1999	PAY IN LIEU-HOSPITAL INSURANCE	1,751	8,383	-	-	12,000	12,000
10-1500-2001	FICA	32,987	39,552	42,156	51,340	49,279	49,279
10-1500-2003	RETIREMENT BENEFIT	28,210	38,466	41,563	65,629	79,281	79,281
10-1500-2005	HOSPITAL INSURANCE	137,771	141,387	154,708	175,503	155,149	155,149
10-1500-2006	LIFE INSURANCE	885	1,071	1,026	1,134	1,080	1,080
10-1500-2009	UNEMPLOYMENT INSURANCE	86	51	46	2,733	300	300
10-1500-2010	WORKMAN'S COMP INSURANCE	2,528	1,743	1,530	1,716	1,973	1,973
10-1500-2012	DISABILITY INSURANCE	2,467	2,993	2,821	3,960	3,388	3,388
10-1500-2013	VLDP INSURANCE	1,619	3,118	3,258	3,350	3,165	3,165
10-1500-3003	PROFESSIONAL SERVICES	55,666	80,429	61,653	103,260	106,120	106,120
10-1500-3005	MAINT-SERVICE CONTRACTS	54,434	56,647	63,816	64,379	66,846	66,846
10-1500-3015	SET OFF DEBT FEES	33	10	-	250	250	250
10-1500-3017	CREDIT CARD FEES	3,237	4,552	4,791	5,400	12,120	12,120
10-1500-3018	ONLINE ACCOUNT FEES	683	-	-	-	-	-
10-1500-5201	POSTAGE & METER RENT	9,713	9,425	10,849	10,850	12,148	12,148
10-1500-5203	TELEPHONE	2,639	3,002	2,270	2,271	2,000	2,000
10-1500-5306	SURETY BOND	485	486	486	549	604	604
10-1500-5400	BACKGROUND CHECKS	163	-	90	200	200	200
10-1500-5401	OFFICE SUPPLIES	11,782	14,306	14,239	15,000	15,000	15,000
10-1500-5402	IT SUPPORT	-	-	9,141	-	-	-
10-1500-5413	OTHER OPERATING SUPPLIES	1,853	4,377	425	3,500	3,000	3,000
10-1500-5421	MEALS-LUNCHEON, EMERGENCY, ETC.	-	249	314	300	300	300
10-1500-5428	CIGARETTE STAMP EXPENSE	17,042	-	-	17,042	-	-
10-1500-5440	MAINT-OFFICE MACHINES	225	-	-	500	-	-
10-1500-5504	TRAVEL & TRAINING	-	7,197	12,955	18,395	18,600	18,600
10-1500-5801	DUES & ASSOCIATED MEMBERSHIPS	1,150	2,691	2,374	1,735	2,500	2,500
10-1500-6998	COMPUTER UPGRADES	-	-	11,378	-	-	-
10-1500-6999	SMALL EQUIP UNDER \$5000	2,522	5,400	-	6,500	6,500	6,500
10-1500-7002	OPENGOV SOFTWARE #5105	-	-	157,850	-	-	-
Totals		841,256	982,400	1,198,726	1,227,703	1,195,978	1,195,978

Account Number	Account Description	2022 Actual	2023 Actual	2024 Actual	2025 Budget	Manager Proposed	Council Adopted
10-3100-0000	POLICE	-	-	-	-	-	-
10-3100-1001	SALARIES-POLICE DEPT	1,423,041	1,550,967	1,663,986	1,922,642	1,900,914	1,900,914
10-3100-1004	SALARIES-OT-BYRNE GRANT	10,561	21,024	1,376	-	-	-
10-3100-1005	SALARIES-ANIMAL CONTROL	16,414	15,643	15,686	15,600	15,600	15,600
10-3100-1009	STANDBY PAY	7,943	10,429	10,457	11,000	11,000	11,000
10-3100-1010	599 FUNDS RETENTION	16,000	-	-	-	-	-
10-3100-1011	SPEED GRANT-2023	-	13,966	5,412	-	-	-
10-3100-1012	ALCOHOL GRANT-2023	-	11,973	6,299	-	-	-
10-3100-1013	ALCOHOL GRANT-2024	-	-	14,586	-	-	-
10-3100-1014	SPEED GRANT-2024	-	-	17,341	-	-	-
10-3100-1015	ALCOHOL GRANT 2025	-	-	-	26,335	-	-
10-3100-1016	SPEED GRANT 2025	-	-	-	24,500	-	-
10-3100-1017	Alcohol Grant 2026	-	-	-	-	18,800	18,800
10-3100-1018	Speed Grant 2026	-	-	-	-	18,000	18,000
10-3100-1020	SALARIES-OVERTIME(REGULAR PAY)-POLICE	17,178	86	1,764	-	-	-
10-3100-1021	SALARIES-OVERTIME-POLICE	45,638	28,390	55,817	60,000	82,000	82,000
10-3100-1997	EMPLOYEE RETENTION INCENTIVE-ARPA	56,000	26,500	-	-	-	-
10-3100-1998	YEAR-END BENEFIT-ARPA	26,500	-	-	-	-	-
10-3100-1999	PAY IN LIEU-HOSPITAL INSURANCE	21,953	25,570	25,827	25,500	36,000	36,000
10-3100-2001	FICA	117,865	122,396	132,284	146,837	145,420	145,420
10-3100-2003	RETIREMENT BENEFIT	85,419	104,300	112,228	192,836	231,416	231,416
10-3100-2005	HOSPITAL INSURANCE	363,997	358,989	360,486	418,740	375,951	375,951
10-3100-2006	LIFE INSURANCE	2,753	2,952	2,898	3,456	3,024	3,024
10-3100-2009	UNEMPLOYMENT INSURANCE-REIMB	47	-	-	8,784	-	-
10-3100-2010	WORKMAN'S COMP INSURANCE	58,790	41,340	34,463	38,937	44,778	44,778
10-3100-2012	DISABILITY INSURANCE	8,103	8,554	7,825	11,029	9,122	9,122
10-3100-3005	MAINT-SERVICE CONTRACTS	49,118	57,828	77,534	87,000	77,592	77,592
10-3100-5201	POSTAGE	3,012	3,622	4,207	3,200	3,250	3,250
10-3100-5203	TELEPHONE	11,255	10,837	12,130	10,500	10,500	10,500
10-3100-5305	AUTO INSURANCE	26,969	23,667	24,497	27,682	30,450	30,450
10-3100-5307	POLICE LIAB INSURANCE	9,233	12,919	10,440	11,797	12,977	12,977
10-3100-5310	LINE OF DUTY ACT	14,703	15,370	14,637	16,540	18,194	18,194
10-3100-5400	BACKGROUND CHECKS	60	3,257	2,860	2,500	2,500	2,500
10-3100-5401	OFFICE SUPPLIES	7,256	7,736	6,963	7,000	6,750	6,750

Account Number	Account Description	2022 Actual	2023 Actual	2024 Actual	2025 Budget	Manager Proposed	Council Adopted
10-3100-5402	IT SUPPORT	-	-	39,526	-	-	-
10-3100-5408	GAS & OIL	78,906	89,505	77,011	65,000	65,000	65,000
10-3100-5410	UNIFORMS & WEARING APPAREL	10,591	7,369	13,551	12,500	12,500	12,500
10-3100-5411	BOOKS & SUBSCRIPTIONS	206	9,399	49	2,650	2,650	2,650
10-3100-5413	OTHER OPERATING SUPPLIES	2,504	12,318	2,514	2,600	3,000	3,000
10-3100-5416	POLICE SUPPLIES	7,564	6,974	23,626	7,500	7,500	7,500
10-3100-5421	MEALS-LUNCHEON,EMERGENCY, ETC	1,432	2,498	2,271	1,500	1,750	1,750
10-3100-5422	COFFEE & SUPPLIES	554	559	750	850	850	850
10-3100-5427	TOWING	-	-	-	650	750	750
10-3100-5429	AMMUNITION	6,053	4,503	5,326	5,500	6,000	6,000
10-3100-5446	MECHANICS REPAIR LABOR-(OFFSET IN 10900)	12,075	18,724	19,775	18,000	18,000	18,000
10-3100-5448	MAINT-AUTO	17,553	30,178	32,363	20,000	20,000	20,000
10-3100-5449	MAINT-OTHER EQUIPMENT	3,358	5,125	10,971	12,350	12,500	12,500
10-3100-5504	TRAVEL & TRAINING	10,820	12,037	12,406	17,500	19,500	19,500
10-3100-5801	DUES & ASSOC MEMBERSHIP	3,915	1,795	1,280	2,800	3,000	3,000
10-3100-5805	POLICE ACADEMY DUES	11,340	12,760	13,688	14,277	14,900	14,900
10-3100-5998	KENNEL BOARDING/EXPENSES	7,482	4,332	1,729	5,000	5,000	5,000
10-3100-6001	BUY MONEY	-	5,000	-	5,000	2,500	2,500
10-3100-6002	USDA GRANT-RADIOS-RECLASSIFY	17,561	-	-	-	-	-
10-3100-6003	E-CITATION EXPENSES	-	5,272	-	-	-	-
10-3100-6039	GRANT-BYRNE-19	2,776	-	-	-	-	-
10-3100-6049	SPEED GRANT-2023 EQUIPMENT	-	3,328	-	-	-	-
10-3100-6050	GRANT BYRNE 2020/2021	-	7,548	-	-	-	-
10-3100-6051	GRANT-BYRNE 2022	-	4,468	-	-	-	-
10-3100-6052	GRANT-BYRNE-2018	3,094	-	-	-	-	-
10-3100-6053	PEDESTRIAN BARRICADE-GRANT FUNDED	-	14,900	-	-	-	-
10-3100-6054	GRANT-VDEM-SHSP-TRAILERS	-	-	9,890	-	-	-
10-3100-6055	ALCOHOL GRANT-2024-EQUIPMENT	-	-	1,975	-	-	-
10-3100-6101	LEASE-18 NEW BODY CAMERAS	-	-	-	11,808	11,808	11,808
10-3100-6103	UPGRADE 4 EVIDENCE CAMERAS	-	5,466	-	-	-	-
10-3100-6104	UPGRADE PD SERVER	-	4,380	-	-	-	-
10-3100-6504	GRANT-BULLETPROOF VESTS	5,698	4,314	5,001	6,000	6,000	6,000
10-3100-6505	5 AR RIFLES AND ACCESSORIES	-	-	4,971	-	-	-
10-3100-6506	3 TASERS	-	-	5,279	-	-	-

Account Number	Account Description	2022 Actual	2023 Actual	2024 Actual	2025 Budget	Manager Proposed	Council Adopted
10-3100-6507	SPEED GRANT-EQUIP-2024	-	-	1,692	-	-	-
10-3100-6999	SMALL EQUIP UNDER \$5000	19,738	14,090	6,373	5,000	5,000	5,000
10-3100-7001	PD-NETWORK RACK FOR NVR'S	-	5,750	-	-	-	-
10-3100-7090	Pedestrian Barricade - GRANT FUNDED	-	-	900	-	-	-
10-3100-7154	INCINERATOR	7,250	-	-	-	-	-
10-3100-7163	2021 JEEP GRAND CHEROKEE [735]	34,714	-	-	-	-	-
10-3100-7164	2021 FORD INTERCEPTOR [756]	47,452	-	-	-	-	-
10-3100-7165	2021 FORD INTERCEPTOR [751]	47,003	-	-	-	-	-
10-3100-7169	GRAPHICS/OUTFITTING-5 POLICE CARS	-	-	-	75,000	-	-
10-3100-7171	2022 FORD EXPLORER #708 (LEASE)	-	49,290	-	-	-	-
10-3100-7172	2022-FORD POLICE UTILITY #743-Chief	-	41,820	-	-	-	-
10-3100-7173	2022-FORD POLICE UTILITY [#740]	-	54,283	-	-	-	-
10-3100-7174	2022 FORD POLICE UTILITY [#741]	-	54,283	-	-	-	-
10-3100-7175	2022 FORD POLICE UTILITY [#742]	-	54,283	-	-	-	-
10-3100-7177	2023 FORD INTERCEPTOR SUV #748	-	-	54,338	-	-	-
10-3100-7178	2023 FORD INTERCEPTOR SUV #744	-	-	52,886	-	-	-
10-3100-7179	2023 FORD INTERCEPTOR SUV #745	-	-	44,228	-	-	-
10-3100-7180	2023 FORD INTERCEPTOR SUV #746	-	-	56,800	-	-	-
10-3100-7181	2023 FORD INTERCEPTOR SUV #747	-	-	50,235	-	-	-
10-3100-7182	LAW ENFORCEMENT EQUIP - ARPA	-	-	89,673	-	-	-
10-3100-7183	CAR #700-DAMAGE	-	5,204	-	-	-	-
10-3100-7184	GRANT-VDEM-SHSP-SURV EQUIP-#8824025-28	-	-	37,550	-	-	-
10-3100-7185	REPLACE CARPET/TILE-POLICE DEPT	-	-	-	32,500	-	-
10-3100-7186	5 POLICE VEHICLES	-	-	-	233,445	-	-
10-3100-7188	RECRUITING AND CITIZENS POLICING	-	-	-	-	5,000	5,000
10-3100-7190	FIRST NET	-	-	-	-	9,036	9,036
10-3100-7191	5 POLICE VEHICLES	-	-	-	-	231,000	231,000
10-3100-7192	GRAPHICS/UPFITTING 5 NEW POLICE CARS	-	-	-	-	75,000	75,000
10-3100-7193	AXON ENTERPRISES (TASERS)	-	-	-	-	25,739	25,739
10-3100-7194	Intersection Cameras Replacement	-	-	-	-	12,500	12,500
	Totals	2,759,445	3,030,067	3,300,630	3,629,846	3,630,721	3,630,721
10-3120-0000	POLICE-OVERTIME	-	-	-	-	-	-
10-3120-1002	SALARIES-POLICE-CENTRA	2,512	-	-	-	-	-
10-3120-2001	FICA-POLICE-CENTRA	3,019	-	-	-	-	-

Account Number	Account Description	2022 Actual	2023 Actual	2024 Actual	2025 Budget	Manager Proposed	Council Adopted
10-3120-2010	W/C-POLICE-CENTRA	1,638	-	-	-	-	-
	Totals	7,168	-	-	-	-	-
10-3166-0000	SPEED GRANT 2021	-	-	-	-	-	-
10-3166-1007	SALARIES-SPEED GRANT-2021	1,820	-	-	-	-	-
	Totals	1,820	-	-	-	-	-
10-3167-0000	ALCOHOL GRANT-2021	-	-	-	-	-	-
10-3167-1007	SALARIES-ALCOHOL GRANT-2021	1,740	-	-	-	-	-
	Totals	1,740	-	-	-	-	-
10-3168-1007	SALARIES-SPEED GRANT-2022	9,366	4,550	-	-	-	-
	Totals	9,366	4,550	-	-	-	-
10-3169-1007	SALARIES-ALCOHOL GRANT-2022	7,478	3,327	-	-	-	-
	Totals	7,478	3,327	-	-	-	-

Account Number	Account Description	2022 Actual	2023 Actual	2024 Actual	2025 Budget	Manager Proposed	Council Adopted
10-3200-0000	FIRE	-	-	-	-	-	-
10-3200-1001	SALARIES-FIRE DEPT	4,086	82,532	174,917	234,439	303,311	303,311
10-3200-1020	SALARIES-OVERTIME	-	2,136	7,780	10,000	20,000	20,000
10-3200-1997	EMPLOYEE RETENTION INCENTIVE-ARPA	-	1,000	-	-	-	-
10-3200-1999	PAY IN LIEU-HOSPITAL INSURANCE	-	4,390	16,580	17,000	6,000	6,000
10-3200-2001	FICA	308	6,467	14,872	17,904	23,203	23,203
10-3200-2003	RETIREMENT BENEFIT	235	6,198	13,552	26,914	38,787	38,787
10-3200-2005	HOSPITAL INSURANCE	1,097	15,783	20,517	41,035	89,517	89,517
10-3200-2006	LIFE INSURANCE	8	135	315	432	540	540
10-3200-2009	UNEMPLOYMENT INSURANCE	-	-	-	1,154	-	-
10-3200-2010	WORKMAN'S COMP INSURANCE	93	2,259	3,937	4,380	5,037	5,037
10-3200-2012	DISABILITY INSURANCE	28	322	796	1,118	1,105	1,105
10-3200-3003	SOFTWARE	-	-	-	5,750	10,000	10,000
10-3200-5203	TELEPHONE & SIREN	1,388	1,325	1,309	-	2,000	2,000
10-3200-5305	AUTO INSURANCE	6,136	5,650	7,618	8,608	9,469	9,469
10-3200-5310	LINE OF DUTY ACT	14,703	15,371	14,638	16,540	18,194	18,194
10-3200-5400	BACKGROUND CHECKS	199	94	48	250	250	250
10-3200-5401	OFFICE SUPPLIES	-	-	993	1,000	1,000	1,000
10-3200-5402	IT SUPPORT	1,319	1,592	2,804	2,750	2,750	2,750
10-3200-5403	SIM CARDS	-	-	-	-	3,500	3,500
10-3200-5404	GRANT WRITING	-	-	-	-	5,000	5,000
10-3200-5405	JANITORIAL SUPPLIES	-	-	1,440	1,500	1,500	1,500
10-3200-5408	GAS & OIL	11,148	14,200	12,444	13,000	13,000	13,000
10-3200-5410	UNIFORMS & WEARING APPAREL	-	17,768	2,437	4,000	4,000	4,000
10-3200-5413	OTHER OPERATING SUPPLIES	520	6,174	4,501	2,000	2,000	2,000
10-3200-5417	PERSONAL FIRE PROTECTIVE EQUIP (C7)	31,391	680	14,635	-	-	-
10-3200-5418	FIRE SERVICES EQUIP & SUPPLIES (C9)	-	25,622	19,014	-	-	-
10-3200-5432	MAINT-FIRE TRAINING BLDG	-	3,833	2,194	5,000	25,000	25,000
10-3200-5446	MECHANICS REPAIR LABOR- (OFFSET-10900)	4,445	7,824	7,770	8,842	12,000	12,000
10-3200-5448	MAINT-TRUCKS & EQUIP	27,060	26,400	56,979	33,158	30,000	30,000
10-3200-5449	MAINT-OTHER EQUIPMENT	-	1,329	-	200	200	200
10-3200-5450	MAINT BUILDINGS	-	-	17,025	7,500	7,500	7,500
10-3200-5462	MAINT-EQUIPMENT	-	-	9,613	13,000	15,000	15,000
10-3200-5480	FIRST RESPONDER PROGRAM	-	-	1,924	2,000	2,000	2,000

Account Number	Account Description	2022 Actual	2023 Actual	2024 Actual	2025 Budget	Manager Proposed	Council Adopted
10-3200-5504	TRAVEL-FIREMEN	-	219	3,681	2,000	2,000	2,000
10-3200-5507	TRAINING	3,659	404	1,680	2,000	2,000	2,000
10-3200-5606	CONTRIBUTION TO MEMBERS	2,990	7,110	-	-	-	-
10-3200-5801	DUES & ASSOC MEMBERSHIP	-	-	235	400	400	400
10-3200-6005	EMERGENCY SERV GRT EQUIP - UNDER \$5K	-	6,390	-	-	-	-
10-3200-6006	GRANT-EMER SERVICES FY21-22	-	24,785	-	-	-	-
10-3200-6999	SMALL EQUIP UNDER \$5000	997	738	1,947	7,700	2,000	2,000
10-3200-7001	REPAIRS TO FIRE ENGINE #309	-	12,889	-	-	-	-
10-3200-7002	REPAIRS TO FIRE ENGINE#302	-	10,605	-	-	-	-
10-3200-7018	NEW FIRE TRUCK-ARPA	-	937,250	-	-	-	-
10-3200-7019	UPGRADE RADIOS	-	-	-	-	-	-
10-3200-7020	STATION TRAFFIC WARNING	-	-	58,518	6,671	-	-
10-3200-7021	CARPORT #9900004-00	-	-	8,514	-	-	-
10-3200-7022	EMERGENCY SERV GRT EQUIP-COMPUTER #5097	-	5,209	-	-	-	-
10-3200-7023	EMERGENCY SERV GRT-THERMAL CAMERA #5098	-	5,227	-	-	-	-
10-3200-7024	EMERGENCY SERV GRANT-AIR PACK #5099	-	7,553	-	-	-	-
10-3200-7025	WARNING LIGHTS #702 (ATL FUNDS C9)	-	5,988	-	-	-	-
10-3200-7030	EMERGENCY MGNT GRANT 23-24	-	-	25,912	24,460	24,360	24,360
10-3200-7031	PAINTING FIRE STATION	-	-	-	5,000	-	-
10-3200-7032	NEW EMS VEHICLE/UPFITTING	-	-	-	58,257	-	-
10-3200-7033	INSULATION/HEAT INSTALLED IN CARPORT	-	-	-	8,800	-	-
10-3200-7034	REPLACE CARPET FIRE STATION	-	-	-	4,400	-	-
10-3200-7035	OUTFITTING NEW EMS VEHICLE	-	-	-	21,743	25,000	25,000
10-3200-7036	NEW FIRE RADIOS	-	-	-	93,494	327,228	327,228
10-3200-7037	EXTRICATION TOOL	-	-	-	-	20,000	20,000
10-3200-7038	LADDER TRUCK	-	-	-	-	3,000,000	3,000,000
10-3200-7039	RENOVATION/EXPANSION FIRE BUILDING	-	-	-	-	13,000,000	13,000,000
10-3200-7039	Replacement of Fire Chief vehicle	-	-	-	-	60,000	60,000
Totals		111,812	1,273,452	531,138	714,398	17,114,851	17,114,851

Account Number	Account Description	2022 Actual	2023 Actual	2024 Actual	2025 Budget	Manager Proposed	Council Adopted
10-3290-0000	RESCUE SQUAD MAINTENANCE	-	-	-	-	-	-
10-3290-5415	GAS & OIL-RESCUE SQUAD	22,316	25,757	21,297	30,000	25,000	25,000
10-3290-5448	MAINT-VEHICLES-RESCUE SQUAD	24,595	23,879	13,663	22,000	22,000	22,000
	Totals	46,911	49,636	34,960	52,000	47,000	47,000

Account Number	Account Description	2022 Actual	2023 Actual	2024 Actual	2025 Budget	Manager Proposed	Council Adopted
10-4100-0000	STREETS	-	-	-	-	-	-
10-4100-1001	SALARIES-STREET MAINT (NON)	135,754	141,045	172,749	179,822	141,506	141,506
10-4100-1009	STANDBY PAY	7,943	10,429	10,457	10,400	10,400	10,400
10-4100-1020	SALARIES-OVERTIME	2,019	1,692	2,406	2,500	10,000	10,000
10-4100-1997	EMPLOYEE RETENTION INCENTIVE-ARPA	8,000	3,000	-	-	-	-
10-4100-1998	YEAR-END BENEFIT-ARPA	3,000	-	-	-	-	-
10-4100-1999	PAY IN LIEU-HOSPITAL INSURANCE	18,042	18,891	16,580	8,500	8,400	8,400
10-4100-2001	FICA	12,807	12,940	13,985	13,732	10,825	10,825
10-4100-2003	RETIREMENT BENEFIT	8,187	8,771	10,399	14,610	7,687	7,687
10-4100-2005	HOSPITAL INSURANCE	26,401	23,795	28,065	26,819	18,280	18,280
10-4100-2006	LIFE INSURANCE	307	306	338	338	296	296
10-4100-2009	UNEMPLOYMENT INSURANCE	127	83	93	758	300	300
10-4100-2010	WORKMAN'S COMP INSURANCE	6,261	4,185	3,402	3,638	4,184	4,184
10-4100-2012	DISABILITY INSURANCE	790	778	807	1,148	814	814
10-4100-2013	VLDP INSURANCE	56	161	558	787	528	528
10-4100-3014	UNIFORM RENTAL	170	357	748	1,100	1,100	1,100
10-4100-5201	POSTAGE	-	-	-	50	50	50
10-4100-5305	AUTO INSURANCE	14,457	13,946	13,249	14,971	16,468	16,468
10-4100-5400	BACKGROUND CHECKS	-	216	68	500	500	500
10-4100-5401	OFFICE SUPPLIES	-	100	150	175	175	175
10-4100-5407	HIGHWAY PAINT	1,030	141	1,385	1,600	500	500
10-4100-5408	GAS & OIL	32,288	36,391	34,370	38,000	38,000	38,000
10-4100-5410	UNIFORMS & WEARING APPAREL	-	419	490	700	600	600
10-4100-5412	EXPENDABLE TOOLS & SUPPLIES	989	1,040	2,318	3,500	3,500	3,500
10-4100-5413	OTHER OPERATING SUPPLIES	289	616	-	600	600	600
10-4100-5421	MEALS-LUNCHEON, EMERGENCY, ETC.	623	775	445	1,000	1,000	1,000
10-4100-5423	FIRST AID & SAFETY SUPPLIES	56	-	262	400	400	400
10-4100-5442	MAINT-STORM DRAINS	-	-	245	2,000	4,000	4,000
10-4100-5443	MAINT-SIDEWALKS & CURBS	-	-	1,413	3,000	4,000	4,000
10-4100-5444	MAINT-HIGHWAYS	366	906	1,204	2,000	3,000	3,000
10-4100-5446	MECHANICS REPAIR LABOR (OFFSET-10900)	22,785	48,502	37,485	40,000	40,000	40,000
10-4100-5447	MAINT-TRAFFIC LIGHTS	-	90	-	250	250	250
10-4100-5448	MAINT-TRUCKS & EQUIP	58,933	61,699	58,155	65,000	65,000	65,000
10-4100-5449	MAINT-OTHER EQUIPMENT	3,266	3,340	2,300	6,000	31,000	31,000

Account Number	Account Description	2022 Actual	2023 Actual	2024 Actual	2025 Budget	Manager Proposed	Council Adopted
10-4100-5452	MAINT-STREET LIGHTS	-	318	107	300	350	350
10-4100-5455	STREET LIGHTING	49,993	56,688	52,653	62,000	65,000	65,000
10-4100-5459	WAYFINDING SIGNAGE	74,797	-	-	-	-	-
10-4100-5460	SIGNS	9,137	8,606	1,913	10,000	9,000	9,000
10-4100-5461	STONE	-	-	2,715	3,000	3,000	3,000
10-4100-5462	SAND	-	-	-	300	500	500
10-4100-5463	SMALL TOOLS	206	476	587	1,000	1,000	1,000
10-4100-5464	SNOW REMOVAL	-	-	-	2,500	2,500	2,500
10-4100-5465	GRASS SEEDING MATERIALS	-	-	376	800	900	900
10-4100-5467	CHEMICALS	-	-	13	600	600	600
10-4100-5504	TRAVEL & TRAINING	100	75	408	4,000	4,000	4,000
10-4100-5840	EQUIPMENT-STREET MAINT (offset in Fund15	(227,823)	(180,871)	(189,294)	(230,000)	-	-
10-4100-6002	VML SAFETY GRANT	4,133	4,060	-	4,100	4,100	4,100
10-4100-6010	PAVING PARKING LOT-ARPA FUNDS	64,163	22,250	-	-	-	-
10-4100-6012	DAMAGE TOWN PROPERTY-REIMB	9,122	2,626	-	-	-	-
10-4100-6013	RENTAL EQUIPMENT	-	1,113	1,600	20,000	20,000	20,000
10-4100-6999	SMALL EQUIP UNDER \$5000	803	4,659	5,229	10,000	10,000	10,000
10-4100-7058	TRACTOR/MOWER-ST RIGHTWAYS	-	-	-	-	180,000	180,000
10-4100-7160	DUMP TRUCK #173	-	99,198	-	-	-	-
10-4100-7161	STREET SWEEPER BODY #129	-	66,659	-	-	-	-
10-4100-7162	CRASH BARRIER - ARPA #516	-	33,597	-	-	-	-
10-4100-7601	NEW ROLLER	58,274	-	-	-	-	-
10-4100-7602	CORE DRILL	-	-	882	-	-	-
10-4100-7603	SALT SPREADER #553	-	-	24,087	-	-	-
10-4100-7604	LIGHT TOWER #585	-	-	12,540	-	-	-
10-4100-7607	LEAF TRUCK #155	-	-	297,360	-	-	-
10-4100-7608	STREET SWEEPER MAINTENANCE #129-24	-	-	13,146	-	-	-
10-4100-7609	AC MACHINE [#447]	-	-	5,730	-	-	-
10-4100-7617	TRAFFIC LIGHT-3RD/NORTH ST #8824005-24	-	-	106,527	-	-	-
10-4100-7619	PUSH PAIN MACHINE	-	-	-	14,000	-	-
10-4100-7620	PICKUP TRUCK	-	-	-	60,000	-	-
10-4100-7621	BREAKER FOR SKID STEER	-	-	-	11,000	-	-
10-4100-7623	LIMESTONE-SARAH TERRY TRAIL	-	-	-	20,000	20,000	20,000
10-4100-7624	Pickup with lift gate	-	-	-	-	80,000	80,000

Account Number	Account Description	2022 Actual	2023 Actual	2024 Actual	2025 Budget	Manager Proposed	Council Adopted
	Totals	407,850	514,067	750,705	437,497	824,313	824,313

Account Number	Account Description	2022 Actual	2023 Actual	2024 Actual	2025 Budget	Manager Proposed	Council Adopted
10-4200-0000	SANITATION	-	-	-	-	-	-
10-4200-1001	SALARIES-SANITATION DEPT	204,275	223,383	262,712	280,886	317,603	317,603
10-4200-1020	SALARIES-OVERTIME	1,658	1,618	2,598	2,500	6,500	6,500
10-4200-1997	EMPLOYEE RETENTION INCENTIVE-ARPA	16,000	8,000	-	-	-	-
10-4200-1998	YEAR-END BENEFIT-ARPA	9,000	-	-	-	-	-
10-4200-1999	PAY IN LIEU-HOSPITAL INSURANCE	9,283	18,938	25,640	25,500	9,000	9,000
10-4200-2001	FICA	16,672	17,571	20,911	21,441	24,297	24,297
10-4200-2003	RETIREMENT BENEFIT	7,234	10,398	13,311	17,892	22,672	22,672
10-4200-2005	HOSPITAL INSURANCE	76,289	67,275	63,628	64,456	83,355	83,355
10-4200-2006	LIFE INSURANCE	587	648	679	653	740	740
10-4200-2009	UNEMPLOYMENT INSURANCE	238	171	148	1,211	800	800
10-4200-2010	WORKMAN'S COMP INSURANCE	14,132	10,208	9,360	10,546	12,128	12,128
10-4200-2012	DISABILITY INSURANCE	1,162	1,223	1,227	1,719	1,435	1,435
10-4200-2013	VLDP INSURANCE	146	682	857	726	746	746
10-4200-3008	LANDFILL TESTING	150,325	143,944	130,184	120,000	120,000	120,000
10-4200-3009	REFUSE DISPOSAL-COUNTY	42,599	40,857	41,265	49,000	40,000	40,000
10-4200-3014	UNIFORM RENTAL	1,214	895	1,098	2,000	3,000	3,000
10-4200-5305	AUTO INSURANCE	6,331	6,357	6,421	7,256	7,982	7,982
10-4200-5400	BACKGROUND CHECKS	-	76	97	500	400	400
10-4200-5401	OFFICE SUPPLIES	-	49	41	75	100	100
10-4200-5408	GAS & OIL	25,856	31,910	25,573	35,000	28,000	28,000
10-4200-5410	UNIFORMS & WEARING APPAREL	388	408	452	700	800	800
10-4200-5413	OTHER OPERATING SUPPLIES	268	33	95	600	700	700
10-4200-5446	MECHANICS REPAIR LABOR (OFFSET 10900)	10,080	14,028	9,275	14,000	14,000	14,000
10-4200-5448	MAINT-TRUCKS & EQUIP	27,751	21,919	25,298	35,000	35,000	35,000
10-4200-5449	MAINT-OTHER EQUIPMENT	576	97	531	3,000	3,000	3,000
10-4200-6013	RENTAL EQUIPMENT	3,000	6,000	-	-	-	-
10-4200-6997	CART DUMPERS	-	4,767	-	-	5,000	5,000
10-4200-6998	ROLL OUT CARTS	12,000	12,577	21,098	15,000	16,000	16,000
10-4200-6999	SMALL EQUIP UNDER \$5000	-	-	-	800	1,000	1,000
10-4200-7005	CART DUMPERS	-	-	-	5,000	-	-
10-4200-7008	NEW GARBAGE TRUCK #137	153,317	1,455	-	-	-	-
10-4200-7102	DUMP TRUCK	-	-	-	-	225,000	225,000
10-4200-7103	GARBAGE TRUCK	-	-	-	250,000	-	-

Account Number	Account Description	2022 Actual	2023 Actual	2024 Actual	2025 Budget	Manager Proposed	Council Adopted
	Totals	790,380	645,488	662,496	965,461	979,258	979,258

Account Number	Account Description	2022 Actual	2023 Actual	2024 Actual	2025 Budget	Manager Proposed	Council Adopted
10-4220-0000	RECYCLING	-	-	-	-	-	-
10-4220-1001	SALARIES-RECYCLING DEPT	79,554	90,039	110,160	117,433	125,139	125,139
10-4220-1020	SALARIES-OVERTIME	798	402	1,383	-	4,500	4,500
10-4220-1999	PAY IN LIEU-HOSPITAL INSURANCE	-	-	-	-	7,200	7,200
10-4220-2001	FICA	5,435	6,309	8,093	8,963	9,573	9,573
10-4220-2003	RETIREMENT BENEFIT	3,135	4,372	5,498	8,203	4,429	4,429
10-4220-2005	HOSPITAL INSURANCE	28,447	23,847	20,763	20,763	25,156	25,156
10-4220-2006	LIFE INSURANCE	212	251	269	297	297	297
10-4220-2009	UNEMPLOYMENT INSURANCE	97	66	58	530	300	300
10-4220-2010	WORKMAN'S COMP INSURANCE	5,225	3,714	3,504	3,941	4,532	4,532
10-4220-2012	DISABILITY INSURANCE	596	493	514	718	612	612
10-4220-2013	VLDP INSURANCE	-	-	-	372	-	-
10-4220-3014	UNIFORM RENTAL	530	714	942	1,100	1,200	1,200
10-4220-5305	AUTO INSURANCE	499	450	436	493	542	542
10-4220-5400	BACKGROUND CHECKS	-	-	-	250	250	250
10-4220-5401	OFFICE SUPPLIES	-	37	30	50	50	50
10-4220-5408	GAS & OIL	2,935	2,861	2,842	4,000	3,000	3,000
10-4220-5410	UNIFORMS & WEARING APPAREL	202	202	112	600	600	600
10-4220-5413	OTHER OPERATING SUPPLIES	-	-	-	400	400	400
10-4220-5446	MECHANICS REPAIR LABOR (OFFSET 10900)	1,785	670	665	3,000	2,500	2,500
10-4220-5448	MAINT-TRUCKS & EQUIP	436	1,153	1,301	3,000	3,000	3,000
10-4220-5504	TRAVEL	-	-	-	250	250	250
10-4220-5890	STEPS-PROCESSING CHARGE	15,340	14,511	14,161	16,000	32,000	32,000
	Totals	145,224	150,091	170,732	190,363	225,530	225,530

Account Number	Account Description	2022 Actual	2023 Actual	2024 Actual	2025 Budget	Manager Proposed	Council Adopted
10-4300-0000	BUILDING & GROUNDS	-	-	-	-	-	-
10-4300-1001	SALARIES-BUILDING & GROUNDS DEPT	454,825	459,061	581,597	659,782	612,647	612,647
10-4300-1020	SALARIES-OVERTIME	1,813	1,386	1,752	2,500	8,000	8,000
10-4300-1997	EMPLOYEE RETENTION INCENTIVE-ARPA	22,000	13,000	-	-	-	-
10-4300-1998	YEAR END BENEFIT-ARPA	11,000	-	-	-	-	-
10-4300-1999	PAY IN LIEU-HOSPITAL INSURANCE	2,078	6,095	7,379	8,500	12,000	12,000
10-4300-2001	FICA	35,249	33,752	41,462	50,365	46,867	46,867
10-4300-2003	RETIREMENT BENEFIT	23,579	25,247	34,659	54,711	46,416	46,416
10-4300-2005	HOSPITAL INSURANCE	140,329	141,206	153,896	165,316	171,345	171,345
10-4300-2006	LIFE INSURANCE	1,138	1,204	1,390	1,526	1,435	1,435
10-4300-2009	UNEMPLOYMENT INSURANCE	509	390	386	2,966	1,500	1,500
10-4300-2010	WORKMAN'S COMP INSURANCE	7,555	4,744	4,458	4,824	5,548	5,548
10-4300-2012	DISABILITY INSURANCE	2,430	2,522	2,708	3,735	3,066	3,066
10-4300-2013	VLDP INSURANCE	2,053	3,110	4,508	2,385	3,946	3,946
10-4300-3005	MAINT-SERVICE CONTRACTS	20,633	18,116	14,826	12,000	15,500	15,500
10-4300-3012	PARKING-MUNCIPAL LOT	750	705	780	1,100	1,000	1,000
10-4300-3013	PARKING METER FEES	-	-	1,810	-	15,000	15,000
10-4300-3014	UNIFORM RENTAL	3,208	2,764	3,125	4,500	5,000	5,000
10-4300-5101	ELECTRICITY	78,473	96,098	89,460	94,000	95,000	95,000
10-4300-5102	HEATING FUEL	17,239	13,091	12,990	18,000	20,000	20,000
10-4300-5201	POSTAGE	205	51	81	300	200	200
10-4300-5203	TELEPHONE-SHOP	14,526	13,595	13,342	15,000	15,000	15,000
10-4300-5302	FIRE INSURANCE	17,299	16,433	17,286	19,533	20,487	20,487
10-4300-5303	MARINE & BOILER INSURANCE	2,041	1,853	3,054	3,451	3,797	3,797
10-4300-5305	AUTO INSURANCE	8,305	6,531	6,827	7,715	8,487	8,487
10-4300-5400	BACKGROUND CHECKS	708	278	68	500	500	500
10-4300-5401	OFFICE SUPPLIES	2,806	2,108	2,426	2,500	2,800	2,800
10-4300-5402	IT SUPPORT	-	435	1,422	-	-	-
10-4300-5405	JANITORIAL SUPPLIES	10,128	12,497	13,070	14,000	15,000	15,000
10-4300-5406	PORT-A-JOHN-WILCK'S LAKE	6,423	5,925	6,223	6,800	12,000	12,000
10-4300-5408	GAS & OIL	16,725	22,792	18,409	23,000	22,000	22,000
10-4300-5409	JANITORIAL CONTRACT	95,020	94,058	-	-	-	-
10-4300-5410	UNIFORMS & WEARING APPAREL	408	928	889	1,500	1,500	1,500
10-4300-5412	EXPENDABLE TOOLS & SUPPLIES	5,050	5,220	5,398	10,000	10,000	10,000

Account Number	Account Description	2022 Actual	2023 Actual	2024 Actual	2025 Budget	Manager Proposed	Council Adopted
10-4300-5413	OTHER OPERATING SUPPLIES	1,534	1,603	1,848	3,000	3,000	3,000
10-4300-5421	MEALS-LUNCHEON,EMERGENCY, ETC.	481	16	478	600	600	600
10-4300-5422	COFFEE SUPPLIES	1,343	2,278	4,219	2,000	3,500	3,500
10-4300-5423	FIRST AID & SAFETY SUPPLIES	945	1,372	1,080	1,800	1,800	1,800
10-4300-5426	FARMER'S MARKET EXPENSE	94	2,997	7,751	6,000	15,000	15,000
10-4300-5446	MECHANICS REPAIR LABOR (OFFSET 10900)	16,333	16,625	19,001	18,000	22,600	22,600
10-4300-5448	MAINT-TRUCKS & EQUIP	23,499	26,737	27,902	35,000	38,000	38,000
10-4300-5449	MAINT-OTHER EQUIPMENT	10,088	15,656	7,318	16,000	16,000	16,000
10-4300-5450	MAINT-BUILDINGS	18,900	28,597	12,798	18,000	18,000	18,000
10-4300-5451	MAINT-GROUNDS	58,993	12,633	15,374	30,000	30,000	30,000
10-4300-5453	MAINT-MUNC BLDG	24,496	9,455	45,506	30,000	30,000	30,000
10-4300-5454	MAINT-DOG PARK	-	-	33	800	700	700
10-4300-5456	MAINT-PARKS	2,662	3,825	12,210	25,000	25,000	25,000
10-4300-5457	PARK BENCHES	-	-	-	500	800	800
10-4300-5458	MAINT-BLDG/GROUNDS-WILCK'S LAKE	2,327	5,074	2,195	10,000	10,000	10,000
10-4300-5459	MAINT-BLDG/GROUNDS-TRAIN STATION	3,333	10,595	22,254	25,000	25,000	25,000
10-4300-5460	SIGNS	2,776	-	-	5,000	5,000	5,000
10-4300-5461	MAINT-BLDG-SOUTH ST CONF CENTER	5,948	6,229	6,963	1,800	6,000	6,000
10-4300-5463	SMALL TOOLS	322	560	1,188	1,500	2,000	2,000
10-4300-5466	WELDING SUPPLIES	498	945	840	800	900	900
10-4300-5500	SECURITY SYSTEM FEE	1,800	1,388	-	-	-	-
10-4300-5504	TRAVEL & TRAINING	-	-	3,050	5,000	5,000	5,000
10-4300-5999	SALE SERV-PW-LIBRARY-SAL-(OFFSET-10610)	(6,993)	(7,660)	(15,440)	(8,000)	(8,000)	(8,000)
10-4300-6001	FUEL SITE UPGRADE-DOSWELL	-	4,359	-	-	-	-
10-4300-6900	INVENTORY ADJUSTMENT	(258)	(101)	78	-	-	-
10-4300-6999	SMALL EQUIP UNDER \$5000	2,285	5,357	6,013	28,900	10,000	10,000
10-4300-7001	PICKUP/TRUCK WITH DUMP BODY #146	-	85,402	-	-	-	-
10-4300-7002	FLAT TRAILER #461	-	7,391	-	-	-	-
10-4300-7044	ZERO-TURN MOWER #463	-	-	11,114	-	-	-
10-4300-7055	PRESSURE WASHER #528	-	-	9,109	-	-	-
10-4300-7064	UTILITY TRUCK	-	-	-	-	80,000	80,000
10-4300-7522	ZERO TURN MOWER	10,588	-	-	-	20,000	20,000
10-4300-7523	FUEL SITE UPGRADE-DOSWELL	14,519	-	-	-	-	-
10-4300-7525	PAINT INTERIER TRAIN STATION	-	-	24,046	18,350	-	-

Account Number	Account Description	2022 Actual	2023 Actual	2024 Actual	2025 Budget	Manager Proposed	Council Adopted
10-4300-7526	ORIENTAL RUGS TRAIN STATION	-	-	1,947	-	-	-
10-4300-7528	MINI EXCAVATOR	-	-	-	125,000	-	-
10-4300-7529	PHASE 1-PUBLIC WORKS BLDG	-	-	-	75,000	-	-
10-4300-7530	RIP RAP-WILCK'S LAKE BANKS	-	-	-	20,000	20,000	20,000
10-4300-7531	Fuel Trailer	-	-	-	-	3,000	3,000
10-4300-7532	DINING ROOM TABLES - TRAIN STATION	-	-	-	-	5,500	5,500
10-4300-7533	PAINT SECOND FLOOR TOWN HALL	-	-	-	-	30,000	30,000
10-4300-7534	PAINT INTERIOR OF FARMER'S MARKET	-	-	-	-	25,000	25,000
10-4300-7535	BATHROOM COUNTERS - SPORTS ARENA	-	-	-	-	1,500	1,500
10-4300-7536	FLOOR CLEANING MACHINE - SPORTS ARENA	-	-	-	-	4,500	4,500
10-4300-7537	KITCHEN COUNTERTOPS - SPORTS ARENA	-	-	-	-	1,200	1,200
10-4300-7538	PHASE 2 - PUBLIC WORKS BLDG	-	-	-	-	75,000	75,000
Totals		1,201,017	1,246,530	1,274,558	1,685,560	1,702,641	1,702,641

Account Number	Account Description	2022 Actual	2023 Actual	2024 Actual	2025 Budget	Manager Proposed	Council Adopted
10-4700-0000	HORTICULTURE	-	-	-	-	-	-
10-4700-1001	SALARIES-HORTICULTURE DEPT	50,475	53,365	58,525	61,191	61,191	61,191
10-4700-1020	SALARIES-OVERTIME	-	-	-	-	1,000	1,000
10-4700-1997	EMPLOYEE RETENTION INCENTIVE-ARPA	2,000	1,000	-	-	-	-
10-4700-1998	YEAR-END BENEFIT-ARPA	1,000	-	-	-	-	-
10-4700-2001	FICA	4,037	4,080	4,412	4,673	4,681	4,681
10-4700-2003	RETIREMENT BENEFIT	3,182	4,178	4,526	7,025	8,553	8,553
10-4700-2005	HOSPITAL INSURANCE	9,893	10,024	9,932	10,024	11,356	11,356
10-4700-2006	LIFE INSURANCE	103	108	107	108	108	108
10-4700-2009	UNEMPLOYMENT INSURANCE	39	26	23	252	300	300
10-4700-2010	WORKMAN'S COMP INSURANCE	2,135	1,436	1,197	1,338	1,539	1,539
10-4700-2012	DISABILITY INSURANCE	287	293	274	384	316	316
10-4700-2013	VLDP INSURANCE	173	451	494	452	475	475
10-4700-3009	FERN BEAUTIFICATION PROJECT	3,053	751	1,455	2,500	2,500	2,500
10-4700-3014	UNIFORM RENTAL	183	170	207	250	400	400
10-4700-5305	AUTO INSURANCE	460	411	401	453	500	500
10-4700-5400	BACKGROUND CHECKS	-	-	-	150	150	150
10-4700-5401	OFFICE SUPPLIES	159	68	86	200	200	200
10-4700-5404	EXPENSES-ARBOR DAY	-	140	76	800	800	800
10-4700-5408	GAS & OIL	1,879	1,725	913	2,300	1,700	1,700
10-4700-5413	OTHER OPERATING SUPPLIES	-	28	-	300	300	300
10-4700-5421	MEALS-LUNCHEON,EMERGENCY,ETC	-	-	-	50	50	50
10-4700-5446	MECHANICS REPAIR LABOR (OFFSET 10900)	630	525	1,015	1,000	1,000	1,000
10-4700-5448	MAINT-TRUCKS & EQUIP	873	1,740	116	1,000	500	500
10-4700-5449	MAINT-OTHER EQUIPMENT	1	5	-	300	300	300
10-4700-5463	SMALL TOOLS	425	328	737	800	900	900
10-4700-5504	TRAVEL & TRAINING	-	125	145	250	500	500
10-4700-6500	PLANTS/TREES	6,090	6,345	9,039	8,000	9,000	9,000
10-4700-6501	LANDSCAPING MATERIALS	1,643	2,840	4,965	6,000	6,000	6,000
10-4700-6502	TREES-DEPT OF FORESTRY	315	595	610	700	850	850
10-4700-6503	BRANCH OUT TREE PROGRAM	3,961	1,411	751	5,000	5,000	5,000
10-4700-6504	VFIC GRANT	-	9,305	-	15,000	-	-
10-4700-6505	URBAN HEAT ISLAND MITIGATION	-	-	-	62,000	-	-
10-4700-6999	SMALL EQUIP UNDER \$5000	411	1,483	772	47,500	51,250	51,250

Account Number	Account Description	2022 Actual	2023 Actual	2024 Actual	2025 Budget	Manager Proposed	Council Adopted
10-4700-7001	2023 DODGE RAM #123	-	-	44,717	-	-	-
Totals		93,406	102,956	145,494	240,001	171,419	171,419

Account Number	Account Description	2022 Actual	2023 Actual	2024 Actual	2025 Budget	Manager Proposed	Council Adopted
10-6100-0000	LIBRARY	-	-	-	-	-	-
10-6100-1001	SALARIES-LIBRARY DEPT	(303)	-	-	-	-	-
10-6100-2001	FICA	(21)	-	-	-	-	-
10-6100-3005	MAINT-SERVICE CONTRACTS	977	1,004	2,524	3,100	4,000	4,000
10-6100-5302	FIRE INSURANCE	3,084	3,416	3,759	4,248	4,673	4,673
10-6100-5303	MARINE & BOILER INSURANCE	176	460	845	955	1,051	1,051
10-6100-5413	OTHER OPERATING SUPPLIES	-	-	-	200	-	-
10-6100-5450	MAINT-BUILDINGS & GROUNDS	2,629	1,297	15,559	3,000	4,000	4,000
10-6100-5715	APPROPRIATION-LEASE RENT	180,000	180,000	180,000	180,000	180,000	180,000
10-6100-5899	LIBRARY TRUST FUND PYMT	129,506	-	-	-	-	-
10-6100-5999	SALE SERV-PW-LIBRARY-SAL-(OFFSET-10410)	6,993	7,660	17,066	8,000	8,000	8,000
	Totals	323,041	193,837	219,753	199,503	201,724	201,724

Account Number	Account Description	2022 Actual	2023 Actual	2024 Actual	2025 Budget	Manager Proposed	Council Adopted
10-6500-0000	COMMUNITY DEVELOPMENT	-	-	-	-	-	-
10-6500-1001	SALARIES-COMMUNITY DEVELOPMENT DEPT	208,163	188,958	158,754	264,528	255,302	255,302
10-6500-1020	OVERTIME	-	-	-	3,000	-	-
10-6500-1997	EMPLOYEE RETENTION INCENTIVE-ARPA	6,000	3,000	-	-	-	-
10-6500-1998	YEAR-END BENEFIT-ARPA	3,000	-	-	-	-	-
10-6500-1999	PAY IN LIEU-HOSPITAL INSURANCE	12,905	8,523	8,547	8,500	6,000	6,000
10-6500-2001	FICA	16,438	15,028	12,493	20,206	19,531	19,531
10-6500-2003	RETIREMENT BENEFIT	12,655	14,462	12,375	30,375	35,700	35,700
10-6500-2005	HOSPITAL INSURANCE	16,491	22,165	19,557	45,882	53,239	53,239
10-6500-2006	LIFE INSURANCE	316	324	279	432	432	432
10-6500-2009	UNEMPLOYMENT INSURANCE	84	46	49	1,067	300	300
10-6500-2010	WORKMAN'S COMP INSURANCE	540	101	64	67	77	77
10-6500-2012	DISABILITY INSURANCE	1,129	1,047	730	931	963	963
10-6500-2013	VLDP INSURANCE	647	1,097	1,337	1,955	1,471	1,471
10-6500-3001	RETAIL STRATEGIES	13,333	-	8,000	25,000	-	-
10-6500-3002	PROFESSIONAL SERVICES	1,764	7,794	27,298	30,000	30,000	30,000
10-6500-3004	SOFTWARE	2,919	2,542	8,834	14,000	5,000	5,000
10-6500-3005	MAINT-SERVICE CONTRACTS	6,126	5,353	5,728	5,000	2,500	2,500
10-6500-3006	SUPREME COURT RECORD FEE	600	1,140	1,140	1,200	1,200	1,200
10-6500-3007	WEB MAPPING-YEARLY	-	5,500	5,500	5,500	5,500	5,500
10-6500-3008	VGIN	10,400	9,269	-	-	15,350	15,350
10-6500-3009	BUILDING INSPEC FEES-PE COUNTY	10,540	25,547	20,011	20,000	-	-
10-6500-3013	CONSULTING	-	-	5,000	-	-	-
10-6500-3014	UNIFORM RENTAL	46	-	-	-	-	-
10-6500-5203	TELEPHONE	3,284	3,145	3,226	4,700	4,700	4,700
10-6500-5305	AUTO INSURANCE	1,086	990	1,563	1,766	1,943	1,943
10-6500-5400	BACKGROUND CHECKS	229	38	48	250	250	250
10-6500-5401	OFFICE SUPPLIES	4,512	2,996	1,575	3,800	3,800	3,800
10-6500-5402	IT SUPPORT	-	-	2,844	-	-	-
10-6500-5408	GAS & OIL	1,357	856	789	1,500	2,000	2,000
10-6500-5410	UNIFORMS & WEARING APPAREL	135	158	733	750	750	750
10-6500-5411	BOOKS & SUBSCRIPTIONS	907	180	1,956	1,500	1,500	1,500
10-6500-5413	OTHER OPERATING SUPPLIES	1,553	800	137	500	500	500
10-6500-5421	MEALS-LUNCHEON,EMERGENCY,ETC.	248	629	228	500	500	500

Account Number	Account Description	2022 Actual	2023 Actual	2024 Actual	2025 Budget	Manager Proposed	Council Adopted
10-6500-5441	HOUSE DEMO/UNKEPT PROPERTY	3,445	2,735	15,345	33,700	33,700	33,700
10-6500-5446	MECHANICS REPAIR LABOR (OFFSET 10900)	1,225	300	980	1,500	1,500	1,500
10-6500-5448	MAINT-TRUCKS & EQUIP	1,633	820	1,816	2,500	2,500	2,500
10-6500-5449	MAINT-OTHER EQUIPMENT	-	-	-	750	750	750
10-6500-5504	TRAVEL & TRAINING	4,495	2,042	4,487	7,000	7,000	7,000
10-6500-5801	DUES & ASSOC MEMBERSHIP	1,016	580	626	1,500	1,500	1,500
10-6500-5807	STATE SURCHARGE-BLDG PERMITS	1,075	736	403	2,400	2,400	2,400
10-6500-6999	SMALL EQUIP UNDER \$5000	4,517	1,202	2,676	7,500	10,000	10,000
10-6500-7001	GPS ANTENNA REPLACEMENT	10,507	-	-	-	-	-
10-6500-7002	CLOUDPERMIT SOFTWARE-BLDG INSPEC#5106	-	9,000	37,338	22,000	22,000	22,000
10-6500-7003	NEW VEHICLE-BUILDING INSPEC	-	-	-	45,000	-	-
Totals		365,319	339,102	372,463	616,758	529,858	529,858

Account Number	Account Description	2022 Actual	2023 Actual	2024 Actual	2025 Budget	Manager Proposed	Council Adopted
10-7100-0000	RECREATION	-	-	-	-	-	-
10-7100-1001	SALARIES-RECREATION DEPT	64,520	94,110	108,287	132,530	135,255	135,255
10-7100-1005	SALARIES-SUMMER CAMP	8,237	28,581	20,943	26,320	24,500	24,500
10-7100-1997	EMPLOYEE RETENTION INCENTIVE-ARPA	4,000	2,000	-	-	-	-
10-7100-1998	YEAR-END BENEFIT-ARPA	2,000	-	-	-	-	-
10-7100-2001	FICA	6,893	9,473	9,918	10,116	10,271	10,271
10-7100-2003	RETIREMENT BENEFIT	5,624	7,471	8,590	13,067	15,928	15,928
10-7100-2005	HOSPITAL INSURANCE	13,828	19,541	19,541	19,541	34,812	34,812
10-7100-2006	LIFE INSURANCE	158	216	222	324	216	216
10-7100-2009	UNEMPLOYMENT INSURANCE	94	65	55	767	300	300
10-7100-2010	WORKMAN'S COMP INSURANCE	1,231	1,048	891	985	1,133	1,133
10-7100-2012	DISABILITY INSURANCE	400	612	503	708	639	639
10-7100-2013	VLDP INSURANCE	144	237	280	266	200	200
10-7100-3001	FOOTBALL REFEREES	2,870	3,165	2,995	4,550	4,000	4,000
10-7100-3003	ADULT BASKETBALL REFEREES	2,700	3,700	4,630	4,000	4,000	4,000
10-7100-3004	FITNESS PROGRAM INSTRUCTORS	660	2,585	-	-	1,000	1,000
10-7100-3005	SOFTBALL PROGRAM REFEREES	420	630	-	2,500	3,500	3,500
10-7100-3006	Volleyball Referees	-	-	-	-	2,000	2,000
10-7100-3007	ADVERTISING	329	291	159	600	600	600
10-7100-5203	TELEPHONE	2,253	2,516	2,334	2,500	2,500	2,500
10-7100-5305	AUTO INSURANCE	509	461	2,393	2,704	2,975	2,975
10-7100-5400	BACKGROUND CHECKS	139	-	29	250	250	250
10-7100-5401	OFFICE SUPPLIES	300	676	431	600	750	750
10-7100-5402	IT SUPPORT	-	-	2,428	4,000	4,700	4,700
10-7100-5408	GAS & OIL	664	1,656	1,880	1,700	2,000	2,000
10-7100-5410	UNIFORMS & WEARING APPAREL	250	306	-	350	350	350
10-7100-5411	BOOKS & SUBSCRIPTIONS	-	120	144	350	350	350
10-7100-5413	OTHER OPERATING SUPPLIES	2,549	3,534	2,621	2,500	2,500	2,500
10-7100-5421	MEALS-LUNCHEON, EMERGENCY, ETC	-	-	-	250	250	250
10-7100-5446	MECHANICS REPAIR LABOR (OFFSET 10900)	35	805	1,409	1,000	1,000	1,000
10-7100-5448	MAINT-TRUCK & EQUIP	377	306	1,843	1,500	1,500	1,500
10-7100-5451	MAINT-GROUNDS/BALL FIELD	-	2,000	-	2,000	2,000	2,000
10-7100-5504	TRAVEL & TRAINING	-	-	395	1,000	1,000	1,000
10-7100-5801	DUES & ASSOC MEMBERSHIP	-	844	713	2,650	2,500	2,500

Account Number	Account Description	2022 Actual	2023 Actual	2024 Actual	2025 Budget	Manager Proposed	Council Adopted
10-7100-5866	PICKLEBALL PROGRAM EXPENSE	396	600	553	600	600	600
10-7100-5870	FOOTBALL PROGRAM EXPENSE	17,078	11,856	20,216	26,250	26,250	26,250
10-7100-5872	SUMMER CAMP EXPENSE	5,782	13,106	13,831	18,250	20,000	20,000
10-7100-5873	Volleyball Program Expense	-	-	-	-	3,000	3,000
10-7100-5875	FITNESS PROGRAM EXPENSE	-	250	-	500	500	500
10-7100-5877	JINGLE BELL RUN EXPENSE	3,425	3,695	2,855	4,000	4,000	4,000
10-7100-5891	EXPENSE-ADULT BASKETBALL LEAGU	500	3,882	2,524	1,800	2,000	2,000
10-7100-5893	EASTER EGG HUNT EXPENSE	700	700	854	700	700	700
10-7100-5894	ADULT SOFTBALL EXPENSE	282	-	-	1,900	1,500	1,500
10-7100-5895	HALLOWEEN PARADE EXPENSE	-	-	687	700	700	700
10-7100-5899	NEW REC PROGRAMS/GRANTS	2,197	-	-	5,000	5,000	5,000
10-7100-6999	SMALL EQUIP UNDER \$5000	2,252	3,514	1,810	5,900	5,900	5,900
10-7100-7004	SPLASHPAD-ARPA #9900039	-	431,662	568,810	-	-	-
10-7100-7005	NEW PLAYGROUND EQUIP-WILCKS-ARPA	-	35,616	-	-	-	-
10-7100-7008	GROVE STREET RENOVATIONS #9900041	-	-	38,427	-	-	-
10-7100-7009	SKATEPARK RENOVATIONS	-	-	23,450	-	-	-
10-7100-7010	MAINT AND ANIMAL CONTROL WILCKS LAKE	-	-	2,590	-	-	-
10-7100-7011	SPLASHPAD BATHROOM/CHANGING ROOMS	-	-	-	326,736	-	-
10-7100-7012	FITNESS COURT	-	-	-	-	-	-
Totals		153,796	691,833	870,243	631,964	333,129	333,129

Account Number	Account Description	2022 Actual	2023 Actual	2024 Actual	2025 Budget	Manager Proposed	Council Adopted
10-7130-0000	SPORTS ARENA	-	-	-	-	-	-
10-7130-5101	ELECTRICITY	9,859	9,081	7,028	11,000	12,500	12,500
10-7130-5102	HEATING FUEL	2,215	1,368	1,777	4,000	3,000	3,000
10-7130-5302	FIRE INSURANCE	319	374	396	447	492	492
10-7130-5405	JANITORIAL SUPPLIES	69	-	216	400	300	300
10-7130-5413	OTHER OPERATING SUPPLIES	159	-	-	200	200	200
10-7130-5449	MAINT-OTHER EQUIPMENT	27	-	-	200	200	200
10-7130-5450	MAINT-SPORTS ARENA	4,923	1,415	13,655	5,000	4,000	4,000
10-7130-5451	MAINT-GROUNDS	177	1,119	1,030	2,000	1,100	1,100
	Totals	17,746	13,356	24,102	23,247	21,792	21,792

Account Number	Account Description	2022 Actual	2023 Actual	2024 Actual	2025 Budget	Manager Proposed	Council Adopted
10-7200-0000	GOLF	-	-	-	-	-	-
10-7200-1001	SALARIES-GOLF DEPT	109,090	13,255	-	-	-	-
10-7200-1020	SALARIES-OVERTIME	105	-	-	-	-	-
10-7200-1997	EMPLOYEE RETENTION INCENTIVE-ARPA	8,000	-	-	-	-	-
10-7200-1998	YEAR-END BENEFIT-ARPA	4,000	-	-	-	-	-
10-7200-1999	PAY IN LIEU-HOSPITAL INSURANCE	14,514	1,191	-	-	-	-
10-7200-2001	FICA	10,310	1,095	-	-	-	-
10-7200-2003	RETIREMENT BENEFIT	5,603	779	-	-	-	-
10-7200-2005	HOSPITAL INSURANCE	8,692	1,465	-	-	-	-
10-7200-2006	LIFE INSURANCE	252	34	-	-	-	-
10-7200-2009	UNEMPLOYMENT INSURANCE	170	10	-	-	-	-
10-7200-2010	WORKMAN'S COMP INSURANCE	3,749	364	-	-	-	-
10-7200-2012	DISABILITY INSURANCE	640	1	-	-	-	-
10-7200-2013	VLDP INSURANCE	570	88	-	-	-	-
10-7200-3005	MAINT-SERVICE CONTRACTS	12,569	2,111	-	-	-	-
10-7200-3014	UNIFORM RENTAL	520	-	-	-	-	-
10-7200-3017	CREDIT CARD FEES	2,682	256	-	-	-	-
10-7200-3019	SOCIAL MEDIA	169	-	-	-	-	-
10-7200-5101	ELECTRICITY	11,764	6,206	-	-	-	-
10-7200-5203	TELEPHONE	819	428	-	-	-	-
10-7200-5302	FIRE INSURANCE	623	-	-	-	-	-
10-7200-5303	MARINE & BOILER INSURANCE	155	-	-	-	-	-
10-7200-5305	AUTO INSURANCE	460	-	-	-	-	-
10-7200-5308	GENERAL LIAB INSURANCE	630	-	-	-	-	-
10-7200-5309	UMBRELLA INSURANCE	516	-	-	-	-	-
10-7200-5400	BACKGROUND CHECKS	55	-	-	-	-	-
10-7200-5401	OFFICE SUPPLIES	317	-	-	-	-	-
10-7200-5402	INTERNET SERVICE	400	-	-	-	-	-
10-7200-5405	JANITORIAL SUPPLIES	298	-	-	-	-	-
10-7200-5413	OTHER OPERATING SUPPLIES	289	-	-	-	-	-
10-7200-5446	MECHANICS REPAIR LABOR	6,370	350	-	-	-	-
10-7200-5448	MAINT-TRUCKS & EQUIP	15,748	1,472	-	-	-	-
10-7200-5449	MAINT-OTHER EQUIPMENT	965	-	-	-	-	-
10-7200-5450	MAINT-BUILDINGS	809	-	-	-	-	-

Account Number	Account Description	2022 Actual	2023 Actual	2024 Actual	2025 Budget	Manager Proposed	Council Adopted
10-7200-5451	MAINT-GROUNDS	243	722	-	-	-	-
10-7200-5458	MAINT-GOLF COURSE	19,898	317	-	-	-	-
10-7200-5500	SECURITY SYS FEE/MONITOR	855	261	-	-	-	-
10-7200-5801	DUES & ASSOC MEMBERSHIP	630	-	-	-	-	-
10-7200-5880	SNACK SHOP EXP-DRINKS	1,058	32	-	-	-	-
10-7200-5882	BEER SALES	1,499	92	-	-	-	-
10-7200-5883	SNACK SHOP EXP-FOOD	745	-	-	-	-	-
10-7200-5884	GIFT SHOP EXP-GOLF SUPPLIES	2,102	-	-	-	-	-
10-7200-7034	ZERO TURN MOWER	12,206	-	-	-	-	-
Totals		261,087	30,530	-	-	-	-

Account Number	Account Description	2022 Actual	2023 Actual	2024 Actual	2025 Budget	Manager Proposed	Council Adopted
10-7300-0000	BANQUET ROOM	-	-	-	-	-	-
10-7300-1001	SALARIES-BANQUET ROOM DEPT	4,128	558	-	-	-	-
10-7300-2001	FICA	313	42	-	-	-	-
10-7300-2003	RETIREMENT BENEFIT	241	37	-	-	-	-
10-7300-2005	HOSPITAL INSURANCE	436	77	-	-	-	-
10-7300-2006	LIFE INSURANCE	11	2	-	-	-	-
10-7300-2009	UNEMPLOYMENT INSURANCE	5	-	-	-	-	-
10-7300-2010	WORKMAN'S COMP INSURANCE	125	15	-	-	-	-
10-7300-2012	DISABILITY INSURANCE	23	88	-	-	-	-
10-7300-3017	CREDIT CARD FEES	146	332	-	-	-	-
10-7300-5101	ELECTRICITY	619	327	-	-	-	-
10-7300-5203	TELEPHONE-BANQUET ROOM	43	25	-	-	-	-
10-7300-5302	FIRE INSURANCE	-	690	-	-	-	-
10-7300-5303	MARINE & BOILER INSURANCE	-	93	-	-	-	-
10-7300-5308	GENERAL LIAB INSURANCE	-	467	-	-	-	-
10-7300-5309	UMBRELLA INSURANCE	-	443	-	-	-	-
10-7300-5413	OTHER OPERATING SUPPLIES	43	3	-	-	-	-
10-7300-5450	MAINT-BUILDINGS	175	-	-	-	-	-
10-7300-5500	SECURITY SYS FEE/MONITOR	45	39	-	-	-	-
Totals		6,353	3,236	-	-	-	-

Account Number	Account Description	2022 Actual	2023 Actual	2024 Actual	2025 Budget	Manager Proposed	Council Adopted
10-8100-0000	NON-DEPARTMENTAL	-	-	-	-	-	-
10-8100-5435	EQUIP FINANCING PYMT-5YR NOTE (7-1-2023)	58,796	60,567	5,140	-	-	-
10-8100-5436	EQUIP FINANCE PYMT-INT'18	2,923	1,152	13	-	-	-
10-8100-5437	SOFTWARE FIN PYMT-7YR NOTE 7-1-2025	42,654	44,056	45,499	47,002	3,987	3,987
10-8100-5438	SOFTWARE FINANCE PYMT-INT'18	5,307	3,905	2,125	959	11	11
10-8100-5439	ABM EXPENSES	-	-	402,835	1,185,577	-	-
10-8100-5713	APPROPRIATIONS-MAIN ST	30,000	30,000	-	-	-	-
10-8100-5715	APPROP-LIBRARY	63,136	77,130	-	-	-	-
10-8100-5718	APPROP-VETERAN'S COUNCIL	10,000	10,000	-	-	-	-
10-8100-5721	APPROP-VOL RESCUE SQUAD	30,000	15,000	-	-	-	-
10-8100-5722	FARMVILLE DOWNTOWN PARTNERS-ARPA	-	15,000	-	-	-	-
10-8100-5740	TAX REBATE-HOTELS	30,422	30,438	16,836	35,000	20,000	20,000
10-8100-5745	TDFP GAP FINANCING-WEYANOKE	88,147	80,803	20,954	-	-	-
10-8100-5746	TROF REPAYMENT-WEYANOKE	5,593	11,186	-	-	-	-
10-8100-5824	PRINCIPAL-2012 ISSUE	1,280,000	1,340,000	1,150,000	860,000	1,040,000	1,040,000
10-8100-5825	INTEREST-2012 ISSUE	247,288	187,850	126,044	74,538	32,113	32,113
10-8100-5832	PRINC-USDA LOAN-POLICE CARS (6-1-2023)	6,190	6,368	-	-	-	-
10-8100-5833	INT-USDA LOAN-POLICE CARS	361	183	-	-	-	-
10-8100-5834	WILCK'S LAKE DEBT SERVICE	100,000	-	-	-	-	-
10-8100-5836	PRINC-USDA LOAN-MOWER (5-1-2025)	13,402	13,834	14,287	14,758	-	-
10-8100-5837	INT-USDA LOAN-MOWER	1,829	1,397	944	473	-	-
10-8100-5838	POLICE LEASED VEHICLES (5 YEAR)	-	-	113,948	33,632	34,557	34,557
10-8100-5839	POLICE LEASED VEHICLES INTEREST (5 YEAR)	-	2,286	19,649	3,392	2,455	2,455
10-8100-5841	POLICE LEASED VEHICLES (3YR)	-	-	-	164,965	404,716	404,716
10-8100-5842	POLICE LEASED VEHICLES INTEREST (3YR)	-	-	-	13,980	21,682	21,682
10-8100-5843	LEASE PURCHASE INTEREST-BOA	-	-	-	75,675	74,844	74,844
10-8100-5844	Lease Purcahse Principal - BOA	-	-	-	-	42,979	42,979
10-8100-5845	FY25 LEASED VEHICLES INTEREST	-	-	-	12,500	12,500	12,500
10-8100-5880	COMMISSION EXPENSE	-	59,700	-	-	-	-
10-8100-5881	GOLF DISPOSAL	-	5,128	-	-	-	-
10-8100-5891	HEART OF VIRGINIA FESTIVAL	-	6,694	-	-	-	-
10-8100-5892	CHRISTMAS DECOR/CELEBRATION	7,682	5,963	3,175	20,000	20,000	20,000
10-8100-5899	FOURTH OF JULY CELEBRATION	7,745	14,443	-	-	-	-
10-8100-5900	Issuance Fees	-	-	5,698	-	-	-

Account Number	Account Description	2022 Actual	2023 Actual	2024 Actual	2025 Budget	Manager Proposed	Council Adopted
	Totals	2,031,474	2,023,083	1,927,146	2,542,450	1,709,844	1,709,844

Account Number	Account Description	2022 Actual	2023 Actual	2024 Actual	2025 Budget	Manager Proposed	Council Adopted
10-8200-0000	ECONOMIC DEVELOPMENT INCENTIVES	-	-	-	-	-	-
10-8200-3001	RETAIL STRATEGIES	-	-	-	-	25,000	25,000
10-8200-3014	ENTERPRISE ZONE INCENTIVE	-	-	2,100	10,000	10,000	10,000
10-8200-3015	FARMVILLE VISIT STUDY	-	-	-	-	12,000	12,000
10-8200-5606	CONTRIBUTIONS TO VOL FIRE DEPT	-	-	10,175	15,000	15,000	15,000
10-8200-5607	CONTRIBUTION-FIDA	-	-	350,000	-	-	-
10-8200-5713	APPROPRIATIONS-FDP	-	-	60,000	60,000	65,000	65,000
10-8200-5714	WAYFINDING SIGNAGE	-	-	-	-	50,000	50,000
10-8200-5715	APPROP-LIBRARY	-	-	77,130	90,429	90,429	90,429
10-8200-5718	APPROP-VETERAN'S COUNCIL	-	-	10,000	10,000	10,000	10,000
10-8200-5722	APPROP-CHRISTMAS MOTHERS	-	-	-	-	2,000	2,000
10-8200-5891	HEART OF VIRGINIA FESTIVAL	-	-	7,299	10,000	10,000	10,000
10-8200-5892	APPROP-VA CHILDREN'S BOOK FESTIVAL	-	-	-	2,000	2,000	2,000
10-8200-5893	HEART OF VIRGINIA EXPENSE	-	-	-	-	3,000	3,000
10-8200-5899	FOURTH OF JULY CELEBRATION	-	-	34,699	42,000	44,000	44,000
	Totals	-	-	551,403	239,429	338,429	338,429

Account Number	Account Description	2022 Actual	2023 Actual	2024 Actual	2025 Budget	Manager Proposed	Council Adopted
10-8300-0000	INFORMATION TECHNOLOGY	-	-	-	-	-	-
10-8300-3005	MAINT-SERVICE CONTRACTS	-	-	-	231,180	182,857	182,857
10-8300-3019	SOCIAL MEDIA	-	-	-	25,000	37,883	37,883
10-8300-3020	OUTSOURCED CIO	-	-	-	30,000	33,000	33,000
10-8300-5402	INTERNET/DATA	-	-	-	15,410	41,370	41,370
10-8300-5411	BOOKS & SUBSCRIPTIONS	-	-	-	10,700	9,000	9,000
10-8300-5433	MAINT EQUIPMENT	-	-	-	-	2,000	2,000
10-8300-6999	SMALL EQUIPMENT UNDER \$5000	-	-	-	34,800	19,634	19,634
10-8300-7001	NEW SERVER-PD	-	-	-	-	12,000	12,000
	Totals	-	-	-	347,090	337,744	337,744

Account Number	Account Description	2022 Actual	2023 Actual	2024 Actual	2025 Budget	Manager Proposed	Council Adopted
10-9000-0000	MECHANICS	-	-	-	-	-	-
10-9000-1001	SALARIES-MECHANICS DEPT	167,687	201,664	193,814	244,055	289,134	289,134
10-9000-1009	TOOL ALLOWANCE-MECHANICS	5,250	6,000	5,250	5,500	5,500	5,500
10-9000-1010	MECHANICS LABOR ALLOCATED	(104,913)	(139,522)	(129,187)	(162,000)	(152,100)	(152,100)
10-9000-1020	SALARIES-OVERTIME	572	70	201	300	5,000	5,000
10-9000-1997	EMPLOYEE RETENTION INCENTIVE-ARPA	16,000	8,000	-	-	-	-
10-9000-1998	YEAR-END BENEFIT-ARPA	7,000	-	-	-	-	-
10-9000-1999	PAY IN LIEU-HOSPITAL INSURANCE	1,308	-	-	-	-	-
10-9000-2001	FICA	14,569	15,818	14,838	18,636	22,119	22,119
10-9000-2002	FICA-ARPA	-	-	-	-	-	-
10-9000-2003	RETIREMENT BENEFIT	12,336	15,855	15,202	28,015	36,591	36,591
10-9000-2005	HOSPITAL INSURANCE	40,580	45,276	40,020	59,585	84,774	84,774
10-9000-2006	LIFE INSURANCE	378	440	385	478	580	580
10-9000-2009	UNEMPLOYMENT INSURANCE	162	141	92	917	800	800
10-9000-2010	WORKMAN'S COMP INSURANCE	3,164	2,348	1,754	1,946	2,238	2,238
10-9000-2012	DISABILITY INSURANCE	957	1,104	885	1,238	1,271	1,271
10-9000-2013	VLDP INSURANCE	1,252	1,889	1,841	1,803	2,140	2,140
10-9000-3014	UNIFORM RENTAL	2,303	2,152	1,970	2,500	3,700	3,700
10-9000-5400	BACKGROUND CHECKS	584	-	173	250	250	250
Totals		169,189	161,237	147,239	203,223	301,997	301,997

Account Number	Account Description	2022 Actual	2023 Actual	2024 Actual	2025 Budget	Manager Proposed	Council Adopted
10-9100-0000	DISPATCH	-	-	-	-	-	-
10-9100-1001	SALARIES-DISPATCH DEPT	654,515	704,238	843,550	931,871	1,249,165	1,249,165
10-9100-1009	UNIFORM REIMBURSEMENT	143	-	-	-	-	-
10-9100-1020	SALARIES-OVERTIME	729	4,596	3,613	5,000	8,400	8,400
10-9100-1996	VDEM STAFFING GRANT	-	-	48,750	-	-	-
10-9100-1997	EMPLOYEE RETENTION INCENTIVE-ARPA	37,000	17,500	-	-	-	-
10-9100-1998	YEAR-END BENEFIT-ARPA	17,000	-	-	-	-	-
10-9100-1999	PAY IN LIEU-HOSPITAL INSURANCE	58,328	49,178	58,332	59,500	54,000	54,000
10-9100-2001	FICA	56,547	56,534	70,385	71,128	95,561	95,561
10-9100-2002	FICA-ARPA	-	-	-	-	-	-
10-9100-2003	RETIREMENT BENEFIT	41,053	48,046	58,710	94,420	158,506	158,506
10-9100-2005	HOSPITAL INSURANCE	131,168	134,804	151,571	158,571	307,458	307,458
10-9100-2006	LIFE INSURANCE	1,643	1,683	1,908	2,268	2,700	2,700
10-9100-2009	UNEMPLOYMENT INSURANCE	41	48	-	4,478	300	300
10-9100-2010	WORKMAN'S COMP INSURANCE	576	386	1,375	2,262	2,601	2,601
10-9100-2012	DISABILITY INSURANCE	3,737	3,855	3,936	5,543	4,497	4,497
10-9100-2013	VLDP INSURANCE	3,805	5,145	6,355	6,076	6,006	6,006
10-9100-3003	SOFTWARE-911 MAPPING	13,285	-	-	-	-	-
10-9100-3004	POWER DMS LICENSES	-	2,074	1,100	2,200	4,800	4,800
10-9100-3005	MAINT-SERVICE CONTRACTS	11,599	20,637	11,639	8,536	11,492	11,492
10-9100-3011	INSTANT ALERT SERVICE	6,480	6,480	6,480	6,850	8,220	8,220
10-9100-5203	TELEPHONE	64,284	72,159	67,849	63,500	90,000	90,000
10-9100-5400	BACKGROUND CHECKS	-	-	-	250	1,200	1,200
10-9100-5401	OFFICE SUPPLIES	2,288	2,692	2,491	3,500	4,200	4,200
10-9100-5402	IT SUPPORT	-	-	20,695	-	-	-
10-9100-5410	UNIFORMS & WEARING APPAREL	3,499	4,153	3,941	7,000	8,600	8,600
10-9100-5411	BOOKS & SUBSCRIPTIONS	-	100	24	150	240	240
10-9100-5413	OTHER OPERATING SUPPLIES	1,063	4,606	801	2,000	3,700	3,700
10-9100-5421	MEALS, LUNCHEON, EMERGENCY	117	122	1,031	800	960	960
10-9100-5422	COFFEE & SUPPLIES	282	496	591	700	840	840
10-9100-5434	MAINT-E911 EQUIPMENT	6,052	6,052	6,052	26,300	48,400	48,400
10-9100-5435	MAINT-CAD SYSTEM	16,503	20,236	26,596	24,500	36,000	36,000
10-9100-5436	MAINT-RECORDER-RECOM SYS	4,941	3,298	3,463	4,500	7,200	7,200
10-9100-5449	MAINT-OTHER EQUIPMENT	6,660	8,632	6,623	5,292	6,600	6,600

Account Number	Account Description	2022 Actual	2023 Actual	2024 Actual	2025 Budget	Manager Proposed	Council Adopted
10-9100-5504	TRAVEL & TRAINING	3,297	10,327	6,262	10,000	15,380	15,380
10-9100-5801	DUES & ASSOC MEMBERSHIP	8,505	9,240	9,912	10,824	13,200	13,200
10-9100-6003	BIG & TALL CHAIRS-DISPATCH	-	3,199	3,937	4,500	9,000	9,000
10-9100-6013	MAPPING DATA ANALYTICS	-	28,716	-	-	-	-
10-9100-6999	SMALL EQUIP UNDER \$5000	11,625	6,003	3,406	5,000	34,600	34,600
10-9100-7002	RADIO-DISPATCHERS OFFICE #5103	603,670	5,340	-	-	-	-
10-9100-7011	GRANT-UPGRADE 911	24,047	-	-	245,683	30,000	30,000
10-9100-7110	POWERPHONE EMD MAINTENANCE	-	-	11,936	17,508	18,000	18,000
10-9100-7610	DISPATCH CENTER GENERATOR	-	-	175,394	-	-	-
	Totals	1,794,480	1,240,575	1,618,707	1,790,711	2,241,826	2,241,826
10-9300-0000	TRANSFERS & CONTINGENCY						
10-9300-5999	CONTINGENCY	-	-	-	-	243,000	243,000
	Totals	-	-	-	-	243,000	243,000
	GENERAL FUND TOTALS	12,590,611	13,728,161	14,892,711	16,967,536	33,311,990	33,311,990

Account Number	Account Description	2022 Actual	2023 Actual	2024 Actual	2025 Budget	Manager Proposed	Council Adopted
15-1100-0000	STREET MAINTENANCE-ARTERIAL	-	-	-	-	-	-
15-1100-1001	SALARIES-ARTERIAL	176,503	185,903	231,197	262,745	280,538	280,538
15-1100-1020	SALARIES-OVERTIME	2,155	2,727	5,796	4,000	14,000	14,000
15-1100-2001	FICA-ARTERIAL	12,662	13,716	18,237	20,062	21,461	21,461
15-1100-2003	RETIREMENT BENEFIT-ARTERIAL	8,727	9,795	13,140	20,164	6,419	6,419
15-1100-2005	HOSPITAL INSURANCE-ARTERIAL	39,499	35,198	44,352	45,389	81,704	81,704
15-1100-2006	LIFE INSURANCE-ARTERIAL	372	375	498	535	572	572
15-1100-2009	UNEMPLOYMENT INSURANCE-ARTERIA	152	109	122	1,170	800	800
15-1100-2010	WORKMAN'S COMP INSURANCE-ARTER	5,350	3,585	3,705	4,223	4,856	4,856
15-1100-2012	DISABILITY INSURANCE	1,009	1,017	1,090	1,498	1,132	1,132
15-1100-2013	VLDP INSURANCE	-	-	-	803	-	-
15-1100-3003	BRIDGE INSPECTION	3,710	9,975	3,200	10,000	65,000	65,000
15-1100-3014	UNIFORM RENTAL	166	-	85	600	600	600
15-1100-5407	HIGHWAY PAINT-ARTERIAL	5,663	4,396	7,780	8,000	8,200	8,200
15-1100-5442	MAINT-STORM DRAINS-ARTERIAL	-	-	-	5,000	100	100
15-1100-5443	MAINT-SIDEWALKS/CURBS-ARTERIAL	3,351	2,175	650	8,000	8,000	8,000
15-1100-5455	STREET LIGHTING-ARTERIAL	95,180	102,263	106,701	105,000	105,000	105,000
15-1100-5459	SALT-ARTERIAL	15,329	-	6,186	17,000	17,000	17,000
15-1100-5460	SIGNS-ARTERIAL	1,577	-	958	2,000	2,000	2,000
15-1100-5461	STONE/SAND-ARTERIAL	8,834	5,621	10,362	12,000	12,000	12,000
15-1100-5470	MAINT-HIGHWAYS-ARTERIAL	-	-	4,772	8,000	7,000	7,000
15-1100-5471	MAINT-TRAFFIC LIGHTS-ARTERIAL	12,062	7,525	31,548	25,000	30,000	30,000
15-1100-5472	MAINT-STREETS-ARTERIAL	27,570	11,277	16,713	35,000	25,000	25,000
15-1100-5473	PAVING-ARTERIAL	-	927,777	-	-	515,900	515,900
15-1100-5504	TRAINING	-	-	-	3,200	600	600
15-1100-5840	EQUIPMENT-ARTERIAL (offset in 10410)	89,831	61,516	59,924	-	-	-
15-1100-5875	ADMINISTRATIVE SERVICES-OVERHE	119,747	119,814	138,023	120,000	5,000	5,000
15-1100-7001	TRAFFIC BOX #8829000-00	-	14,276	-	-	-	-
15-1100-7002	TRAFFIC CONTROLLER #8829000-00	-	7,082	-	-	-	-
Totals		629,448	1,526,120	705,040	719,389	1,212,882	1,212,882

Account Number	Account Description	2022 Actual	2023 Actual	2024 Actual	2025 Budget	Manager Proposed	Council Adopted
15-1110-0000	STREET-MAINT-COLLECTOR	-	-	-	-	-	-
15-1110-1001	SALARIES-COLLECTOR	157,238	166,229	208,738	237,263	252,335	252,335
15-1110-1020	SALARIES-OVERTIME	2,446	3,179	4,905	3,500	12,000	12,000
15-1110-2001	FICA-COLLECTOR	11,298	12,304	16,760	18,115	19,304	19,304
15-1110-2003	RETIREMENT BENEFIT-COLLECTOR	7,594	8,742	12,117	18,298	5,348	5,348
15-1110-2005	HOSPITAL INSURANCE-COLLECTOR	35,825	32,963	42,192	42,228	73,487	73,487
15-1110-2006	LIFE INSURANCE-COLLECTOR	331	348	471	497	529	529
15-1110-2009	UNEMPLOYMENT INSURANCE-COLLECT	141	103	115	1,060	800	800
15-1110-2010	WORKMAN'S COMP-COLLECTOR	4,728	3,228	3,418	3,940	4,531	4,531
15-1110-2012	DISABILITY INSURANCE	811	908	983	1,351	1,044	1,044
15-1110-2013	VLDP INSURANCE	-	-	-	771	-	-
15-1110-3014	UNIFORM RENTAL	788	796	923	1,100	1,300	1,300
15-1110-5407	HIGHWAY PAINT-COLLECTOR	3,604	2,971	2,843	3,500	3,500	3,500
15-1110-5442	MAINT-STORM DRAINS-COLLECTOR	-	275	301	5,000	2,000	2,000
15-1110-5443	MAINT-SIDEWALKS/CURBS-COLLECTOR	1,577	2,063	2,486	5,000	2,500	2,500
15-1110-5455	STREET LIGHTING-COLLECTOR	-	11,276	-	-	-	-
15-1110-5459	SALT-COLLECTOR	8,733	-	6,186	8,000	8,000	8,000
15-1110-5460	SIGNS-COLLECTOR	1,015	797	1,835	2,500	1,500	1,500
15-1110-5461	STONE/SAND-COLLECTOR	5,007	7,568	9,718	10,000	10,000	10,000
15-1110-5470	MAINT-HIGHWAYS-COLLECTOR	-	14,067	3,866	8,000	1,000	1,000
15-1110-5471	MAINT-TRAFFIC LIGHTS-COLLECTOR	3,029	2,514	3,214	6,000	600	600
15-1110-5472	MAINT-STREETS-COLLECTOR	16,776	17,328	27,179	24,000	10,000	10,000
15-1110-5473	PAVING-COLLECTOR	871,110	-	1,027,777	1,103,000	994,012	994,012
15-1110-5840	EQUIPMENT-COLLECTOR (offset in 10410)	137,992	119,355	129,370	-	-	-
15-1110-5875	ADMINISTRATIVE SERVICES-OVERHE	105,266	107,404	124,629	130,000	5,000	5,000
	Totals	1,375,308	514,419	1,630,028	1,633,123	1,408,790	1,408,790
	STREET MAINTENANCE FUND	2,004,755	2,040,539	2,335,067	2,352,513	2,621,672	2,621,672

Account Number	Account Description	2022 Actual	2023 Actual	2024 Actual	2025 Budget	Manager Proposed	Council Adopted
40-1100-0000	WATER MAINT	-	-	-	-	-	-
40-1100-1001	SALARIES-WATER MAINTENANCE DEPT	71,342	97,638	123,424	128,173	121,230	121,230
40-1100-1020	SALARIES-OVERTIME	1,675	2,739	4,094	3,000	8,500	8,500
40-1100-1997	EMPLOYEE RETENTION INCENTIVE-ARPA	10,000	4,000	-	-	-	-
40-1100-1998	YEAR-END BENEFIT-ARPA	5,000	-	-	-	-	-
40-1100-1999	PAY IN LIEU HOSPITAL INSURANCE	13,336	14,758	25,126	34,000	3,300	3,300
40-1100-2001	FICA	11,229	8,929	11,446	9,788	9,274	9,274
40-1100-2003	RETIREMENT BENEFIT	440	14,622	(12,126)	9,694	3,214	3,214
40-1100-2005	HOSPITAL INSURANCE	17,442	12,441	13,606	13,956	39,493	39,493
40-1100-2006	LIFE INSURANCE	217	208	270	238	270	270
40-1100-2009	UNEMPLOYMENT INSURANCE	96	64	70	547	300	300
40-1100-2010	WORKMAN'S COMP INSURANCE	3,999	2,615	2,479	2,639	3,035	3,035
40-1100-2012	DISABILITY INSURANCE	540	541	577	762	429	429
40-1100-2013	VLDP INSURANCE	562	795	1,219	353	1,241	1,241
40-1100-3011	MAINTENANCE-WATER TANKS	32,306	33,310	34,228	35,000	72,360	72,360
40-1100-3012	FEES-(MISS UTILITY)	984	804	1,493	1,500	1,600	1,600
40-1100-3014	UNIFORM RENTAL	674	828	861	1,200	1,400	1,400
40-1100-5101	ELECTRICITY	17,373	21,152	19,640	22,000	25,000	25,000
40-1100-5201	POSTAGE	2,100	2,400	3,000	3,400	3,500	3,500
40-1100-5203	TELEPHONE	2,380	3,426	2,483	3,000	2,800	2,800
40-1100-5305	AUTO INSURANCE	3,882	3,562	4,237	4,788	5,267	5,267
40-1100-5308	GENERAL LIAB INSURANCE	117	87	844	954	1,050	1,050
40-1100-5309	UMBRELLA INSURANCE	47	41	275	311	342	342
40-1100-5400	BACKGROUND CHECKS	-	38	68	500	500	500
40-1100-5401	OFFICE SUPPLIES	-	72	96	200	200	200
40-1100-5408	GAS & OIL	17,284	16,165	15,249	20,000	18,000	18,000
40-1100-5410	UNIFORMS & WEARING APPAREL	168	644	377	2,000	2,400	2,400
40-1100-5412	EXPENDABLE TOOLS & SUPPLIES	512	1,685	2,227	3,500	3,800	3,800
40-1100-5413	OTHER OPERATING SUPPLIES	215	417	-	1,000	1,000	1,000
40-1100-5421	MEALS-LUNCHEON, EMERGENCY, ETC.	8	64	-	400	450	450
40-1100-5423	FIRST AID & SAFETY SUPPLIES	-	-	-	400	400	400
40-1100-5446	MECHANICS REPAIR LABOR (OFFSET 10900)	6,440	5,290	5,565	9,000	9,000	9,000
40-1100-5448	MAINT-TRUCKS & EQUIP	13,400	16,226	8,267	22,000	18,000	18,000

Account Number	Account Description	2022 Actual	2023 Actual	2024 Actual	2025 Budget	Manager Proposed	Council Adopted
40-1100-5449	MAINT-OTHER EQUIPMENT	721	544	903	4,000	3,000	3,000
40-1100-5450	MAINT-BUILDINGS	-	293	2,136	1,000	1,000	1,000
40-1100-5453	MAINT-MAINS	15,998	29,446	19,618	40,000	40,000	40,000
40-1100-5454	MAINT-SERVICE LINES	20,744	21,022	27,355	55,000	55,000	55,000
40-1100-5456	MAINT-PUMP STATION-GENERAL	2,545	2,268	-	13,000	13,000	13,000
40-1100-5457	WATER METERS UNDER \$5,000	10,273	15,551	20,590	-	10,000	10,000
40-1100-5463	SMALL TOOLS	344	560	564	1,500	1,800	1,800
40-1100-5504	TRAVEL & TRAINING	350	3	3,050	5,000	5,000	5,000
40-1100-5605	WATERWORKS OPERATION FEES	6,675	6,699	6,729	6,729	7,000	7,000
40-1100-5813	PRINCIPAL-'12 BOND ISSUE	-	-	-	200,000	210,000	210,000
40-1100-5814	INTEREST-'12 BOND ISSUE	95,269	87,196	156,796	103,781	93,275	93,275
40-1100-5815	Issurance Fees	-	-	11,802	-	-	-
40-1100-5816	ABM PROJECT-INTEREST	-	-	-	156,746	244,045	244,045
40-1100-5878	REIMB-FUND 10-ADMIN SERV	91,968	102,729	102,934	215,519	258,623	258,623
40-1100-6001	APPOMATTOX RIVER GAGE-USGS	15,760	16,200	17,010	17,800	19,000	19,000
40-1100-6050	DEPRECIATION EXPENSE	350,411	339,794	355,424	-	-	-
40-1100-6900	INVENTORY ADJUSTMENT	-	6,853	2,584	-	-	-
40-1100-6999	SMALL EQUIP UNDER \$5000	1,605	5,935	3,586	13,000	6,000	6,000
40-1100-7101	TAPPING MACHINE	-	-	4,599	-	-	-
40-1100-7103	INSTA-VALUES	-	-	-	40,000	60,000	60,000
40-1100-7402	FIRE HYDRANTS (ALL) 8840001	-	-	-	10,000	10,000	10,000
40-1100-7601	NEW PICKUP TRUCK #104	29,781	(29,221)	-	-	-	-
40-1100-7602	REPLACE MOTOR-TAPPING MACHINE #422	13,294	(13,294)	-	-	-	-
40-1100-7604	NEW DUMP TRUCK	-	-	-	225,000	-	-
40-1100-7605	WATER TRUCK	-	-	-	150,000	-	-
40-1100-7606	LOCATOR	-	-	-	10,000	-	-
40-1100-7607	LEAD & COPPER MANDATES	-	-	-	15,000	-	-
40-1100-7608	DIGGING MOLE	-	-	-	15,000	-	-
40-1100-7609	Loader Rubber Tires	-	-	-	-	350,000	350,000
40-1100-7610	Service truck	-	-	-	-	150,000	150,000
40-1100-7611	trailer for mini ex.	-	-	-	-	20,000	20,000
40-1100-7612	Laptop computers	-	-	-	-	3,000	3,000
Totals		889,505	858,135	1,004,776	1,632,379	1,917,098	1,917,098

Account Number	Account Description	2022 Actual	2023 Actual	2024 Actual	2025 Budget	Manager Proposed	Council Adopted
40-1500-0000	WATER TREATMENT	-	-	-	-	-	-
40-1500-1001	SALARIES-WATER TREATMENT DEPT	196,625	283,835	323,426	340,063	339,150	339,150
40-1500-1020	SALARIES-OVERTIME	25	108	1,502	1,500	2,000	2,000
40-1500-1997	EMPLOYEE RETENTION INCENTIVE-ARPA	12,000	6,000	-	-	-	-
40-1500-1998	YEAR-END BENEFIT-ARPA	6,000	-	-	-	-	-
40-1500-1999	PAY IN LIEU-HOSPITAL INSURANCE	340	-	-	-	-	-
40-1500-2001	FICA	21,622	20,758	23,506	25,968	25,945	25,945
40-1500-2003	RETIREMENT BENEFIT	6,441	30,121	(11,691)	28,699	32,415	32,415
40-1500-2005	HOSPITAL INSURANCE	82,866	84,016	83,838	83,777	96,021	96,021
40-1500-2006	LIFE INSURANCE	632	660	660	660	657	657
40-1500-2009	UNEMPLOYMENT INSURANCE	246	156	142	1,317	800	800
40-1500-2010	WORKMAN'S COMP INSURANCE	8,831	6,092	5,277	5,915	6,802	6,802
40-1500-2012	DISABILITY INSURANCE	1,522	1,578	1,514	2,115	1,743	1,743
40-1500-2013	VLDP INSURANCE	535	815	930	912	897	897
40-1500-3002	ENGINEERING FEES	-	289	-	1,000	1,000	1,000
40-1500-3005	MAINT-SERVICE CONTRACTS	6,746	4,210	5,557	7,000	7,200	7,200
40-1500-3010	OUTSIDE LAB SERVICES	7,762	7,811	9,061	10,800	11,500	11,500
40-1500-3014	UNIFORM RENTAL	2,316	2,175	2,200	4,000	4,000	4,000
40-1500-5101	ELECTRICITY	62,883	77,208	77,795	87,500	90,000	90,000
40-1500-5102	FUEL	8,357	8,964	8,002	15,000	15,000	15,000
40-1500-5201	POSTAGE	-	15	-	50	50	50
40-1500-5203	TELEPHONE/INTERNET	3,568	3,181	3,649	3,950	4,200	4,200
40-1500-5302	FIRE INSURANCE	11,389	10,674	12,387	13,998	15,398	15,398
40-1500-5303	MARINE & BOILER INSURANCE	1,485	1,437	1,258	1,421	1,563	1,563
40-1500-5305	AUTO INSURANCE	460	411	677	765	842	842
40-1500-5308	GENERAL LIAB INSURANCE	140	103	844	954	1,050	1,050
40-1500-5309	UMBRELLA INSURANCE	100	86	275	311	343	343
40-1500-5400	BACKGROUND CHECKS	-	-	-	-	250	250
40-1500-5401	OFFICE SUPPLIES	447	217	449	650	650	650
40-1500-5402	IT SUPPORT	-	-	711	1,000	1,000	1,000
40-1500-5404	LAB CHEMICALS	4,888	3,075	3,704	5,900	6,000	6,000
40-1500-5405	JANITOR SUPPLIES	481	404	485	675	675	675
40-1500-5408	GAS & OIL	1,049	1,195	3,216	3,000	3,000	3,000
40-1500-5410	UNIFORMS & WEARING APPAREL	106	70	26	300	300	300

Account Number	Account Description	2022 Actual	2023 Actual	2024 Actual	2025 Budget	Manager Proposed	Council Adopted
40-1500-5412	EXPENDABLE TOOLS & SUPPLIES	274	170	14	300	300	300
40-1500-5413	OTHER OPERATING SUPPLIES	2,185	3,010	3,118	3,800	4,000	4,000
40-1500-5415	CHEMICALS-WATER TREATMENT	63,577	73,655	77,633	130,000	140,000	140,000
40-1500-5416	LAB EQUIPMENT & SUPPLIES	5,851	7,386	6,768	7,900	8,000	8,000
40-1500-5417	COLIFORM	5,169	9,800	6,786	10,000	10,500	10,500
40-1500-5421	MEALS-LUNCHEON,EMERGENCY, ETC	-	-	-	50	50	50
40-1500-5423	FIRST AID & SAFETY SUPPLIES	569	524	1,895	675	675	675
40-1500-5446	MECHANICS REPAIR LABOR (OFFSET 10900)	2,205	965	1,575	1,000	4,000	4,000
40-1500-5448	MAINT-AUTO	1,265	322	1,744	2,000	2,000	2,000
40-1500-5449	MAINT OTHER EQUIP	566	86	452	1,000	1,000	1,000
40-1500-5450	MAINT-BUILDINGS	11,724	8,150	9,939	20,000	20,000	20,000
40-1500-5451	MAINT-GROUNDS	392	221	99	350	325	325
40-1500-5452	MAINT-MACHINERY	40,936	19,621	41,334	48,500	50,000	50,000
40-1500-5463	SMALL TOOLS	189	-	155	250	250	250
40-1500-5504	TRAVEL & TRAINING	100	1,092	-	1,050	1,050	1,050
40-1500-5801	DUES & ASSOCIATION MEMBERSHIP	822	933	894	1,000	1,050	1,050
40-1500-5807	ANNUAL PERMIT FEE	-	600	-	-	-	-
40-1500-5878	REIMB-FUND 10-ADMIN SERV	-	-	-	186,424	223,709	223,709
40-1500-5900	SLUDGE REMOVAL	-	19,050	24,384	30,000	30,000	30,000
40-1500-6999	SMALL EQUIP UNDER \$5000	2,324	325	875	2,000	2,000	2,000
40-1500-7434	CHEMICAL STORAGE TANK-ARPA #8836503	-	5,000	(5,000)	-	-	-
40-1500-7441	OXIDATION TANK-ARPA #8836509	-	-	-	537,238	-	-
40-1500-7442	DRY CHEMICAL FEEDER-ARPA #8836510	-	31,520	(31,520)	-	-	-
40-1500-7444	REPLACE MUD VALVES-ARPA	-	123,218	(123,218)	-	-	-
40-1500-7445	WTP-800kw-GENERATOR-ARPA	-	295,650	295,650	-	-	-
40-1500-7447	GEOLOGICAL STUDY WELL SITE-ARPA	-	-	-	100,000	-	-
40-1500-7448	AIR SOUR SYSTEM-ARPA	-	-	-	135,000	-	-
40-1500-7449	CONVERSION LIME TO CAUSTIC SODA-ARPA	-	-	-	165,000	-	-
40-1500-7451	300KW GENERATOR-RAW PUMP-ARPA	-	148,049	(135,549)	-	-	-
40-1500-7452	SEDIMENTATION DRAIN VALVUES-ARPA	-	-	-	136,000	-	-
40-1500-7453	INFLUENT ACTUATOR VALUE ASSY-APRA	-	-	-	48,000	-	-
40-1500-7454	OVERAGES OF ARPA PROJECTS	-	-	-	326,500	-	-
40-1500-7456	pickup truck	-	-	-	-	50,000	50,000
40-1500-7457	emergency eyewash/shower	-	-	-	-	40,000	40,000

Account Number	Account Description	2022 Actual	2023 Actual	2024 Actual	2025 Budget	Manager Proposed	Council Adopted
	Totals	588,009	1,305,011	737,429	2,543,236	1,259,360	1,259,360

Account Number	Account Description	2022 Actual	2023 Actual	2024 Actual	2025 Budget	Manager Proposed	Council Adopted
40-3300-0000	TRANSFER TO GENERAL FUND	-	-	-	-	-	-
40-3300-5901	TRANSFER TO GENERAL FUND	630,153	-	-	-	-	-
40-3300-5903	TRANSFER TO GENERAL FUND-MOTTLEY LAKE	100,000	-	-	-	-	-
40-3300-5904	CONTINGENCY	-	-	-	456,622	-	-
	Totals	730,153	-	-	456,622	-	-
	WATER FUND TOTALS	2,207,667	2,163,146	1,742,205	4,632,238	3,176,458	3,176,458

Account Number	Account Description	2022 Actual	2023 Actual	2024 Actual	2025 Budget	Manager Proposed	Council Adopted
42-2200-0000	SEWER MAINT	-	-	-	-	-	-
42-2200-1001	SALARIES-SEWER MAINTENANCE DEPT	39,147	53,138	64,912	73,456	94,707	94,707
42-2200-1020	SALARIES-OVERTIME	975	1,582	3,023	2,000	6,000	6,000
42-2200-1999	PAY IN LIEU-HOSPITAL INSURANCE	-	-	-	-	2,400	2,400
42-2200-2001	FICA	3,641	4,024	5,803	5,608	7,245	7,245
42-2200-2003	RETIREMENT BENEFIT	2,707	3,005	4,309	6,285	1,826	1,826
42-2200-2005	HOSPITAL INSURANCE	10,046	9,343	10,856	10,616	30,782	30,782
42-2200-2006	LIFE INSURANCE	104	108	146	153	207	207
42-2200-2009	UNEMPLOYMENT INSURANCE	43	35	33	327	300	300
42-2200-2010	WORKMAN'S COMP INSURANCE	1,392	974	1,100	1,319	1,517	1,517
42-2200-2012	DISABILITY INSURANCE	287	292	304	412	327	327
42-2200-2013	VLDP INSURANCE	-	-	-	276	-	-
42-2200-3002	LEGAL/ENGINEERING FEES	-	30,540	23,840	-	-	-
42-2200-3014	UNIFORM RENTAL	1,008	1,059	892	1,200	1,400	1,400
42-2200-5101	ELECTRICITY	22,521	27,023	27,021	29,000	33,000	33,000
42-2200-5201	POSTAGE	2,119	2,449	3,114	3,400	3,500	3,500
42-2200-5203	TELEPHONE-GAUGES & ALARMS	3,201	2,926	2,843	3,500	4,000	4,000
42-2200-5305	AUTO INSURANCE	3,867	3,361	2,979	3,366	3,703	3,703
42-2200-5308	GENERAL LIAB INSURANCE	69	51	1,013	1,144	1,259	1,259
42-2200-5309	UMBRELLA INSURANCE	68	59	330	373	411	411
42-2200-5400	BACKGROUND CHECKS	-	-	-	500	500	500
42-2200-5401	OFFICE SUPPLIES	-	178	175	300	300	300
42-2200-5408	GAS & OIL	9,171	7,711	7,208	9,500	9,000	9,000
42-2200-5410	UNIFORMS & WEARING APPAREL	50	232	598	800	1,000	1,000
42-2200-5412	EXPENDABLE TOOLS & SUPPLIES	670	1,234	2,200	3,500	3,600	3,600
42-2200-5413	OTHER OPERATING SUPPLIES	14	-	293	500	600	600
42-2200-5421	MEALS-LUNCHEON, EMERGENCY, ETC	-	-	-	300	300	300
42-2200-5423	FIRST AID & SAFETY SUPPLIES	-	-	35	500	500	500
42-2200-5446	MECHANICS REPAIR LABOR (OFFSET 10900)	7,455	6,775	7,978	8,000	8,000	8,000
42-2200-5448	MAINT-TRUCKS & EQUIP	11,457	9,788	12,253	15,000	15,000	15,000
42-2200-5449	MAINT-OTHER EQUIPMENT	888	1,258	3,569	9,000	9,000	9,000
42-2200-5453	MAINT-MAINS	13,123	10,408	12,502	30,000	32,000	32,000
42-2200-5454	MAINT-SERVICE LINES	3,164	2,215	6,281	7,500	8,000	8,000

Account Number	Account Description	2022 Actual	2023 Actual	2024 Actual	2025 Budget	Manager Proposed	Council Adopted
42-2200-5456	MAINT-PUMP STATIONS-GENERAL	27,817	6,678	4,033	55,000	55,000	55,000
42-2200-5463	SMALL TOOLS	-	155	1,308	3,000	3,200	3,200
42-2200-5878	REIMB-FUND 10-ADMIN SERV	46,466	55,539	72,240	134,050	160,860	160,860
42-2200-6003	VML SAFETY GRANT	-	-	1,942	2,000	2,000	2,000
42-2200-6050	DEPRECIATION EXPENSE	95,848	106,401	149,778	-	-	-
42-2200-6900	INVENTORY ADJUSTMENT	-	1,732	(355)	-	-	-
42-2200-6999	SMALL EQUIP UNDER \$5000	-	1,006	3,223	4,000	4,500	4,500
42-2200-7001	BACKHOE #517	-	-	-	-	250,000	250,000
42-2200-7412	UPGRADE SEWER CAMERA/PARTS #582	-	-	5,621	-	-	-
42-2200-7413	DUMP TRUCK	-	-	195,863	-	-	-
42-2200-7415	SEWER JET MACHINE	-	-	-	120,000	120,000	120,000
42-2200-7416	SERVICE TRUCK WITH CRANE	-	-	-	150,000	-	-
42-2200-7417	Tractor/Bushhog	-	-	-	-	100,000	100,000
42-2200-7418	Generator for WWTP	-	-	-	-	150,000	150,000
Totals		307,321	351,279	639,264	695,885	1,125,944	1,125,944

Account Number	Account Description	2022 Actual	2023 Actual	2024 Actual	2025 Budget	Manager Proposed	Council Adopted
42-2500-0000	SEWER TREATMENT	-	-	-	-	-	-
42-2500-1001	SALARIES-SEWER TREATMENT DEPT	204,628	283,207	322,883	339,303	316,815	316,815
42-2500-1020	SALARIES-OVERTIME	35	951	58	2,000	400	400
42-2500-1997	EMPLOYEE RETENTION INCENTIVE-ARPA	12,000	6,000	-	-	-	-
42-2500-1998	YEAR-END BENEFIT-ARPA	6,000	-	-	-	-	-
42-2500-1999	PAY IN LIEU HOSPITAL INSURANCE	7,205	6,679	8,547	8,500	6,000	6,000
42-2500-2001	FICA	21,478	21,683	24,526	25,910	24,236	24,236
42-2500-2003	RETIREMENT BENEFIT	5,051	45,096	(24,160)	38,949	43,447	43,447
42-2500-2005	HOSPITAL INSURANCE	61,131	61,164	60,960	60,899	82,175	82,175
42-2500-2006	LIFE INSURANCE	615	635	663	662	659	659
42-2500-2009	UNEMPLOYMENT INSURANCE	240	183	142	1,283	800	800
42-2500-2010	WORKMAN'S COMP INSURANCE	3,757	2,422	2,113	2,374	2,730	2,730
42-2500-2012	DISABILITY INSURANCE	1,615	1,551	1,502	2,103	1,558	1,558
42-2500-2013	VLDP INSURANCE	1,093	1,925	2,213	2,104	1,841	1,841
42-2500-3002	ENGINEERING FEES	-	1,750	1,750	7,000	4,000	4,000
42-2500-3005	MAINT-SERVICE CONTRACTS	30	170	-	500	2,500	2,500
42-2500-3008	OUTSIDE SLUDGE TESTING	-	485	-	1,800	1,800	1,800
42-2500-3010	OUTSIDE LAB SERVICES	28,232	26,960	24,778	32,000	40,000	40,000
42-2500-3014	UNIFORM RENTAL	1,509	1,366	1,405	2,300	2,300	2,300
42-2500-5101	ELECTRICITY	94,624	126,688	133,375	125,000	132,000	132,000
42-2500-5102	FUEL	1,236	1,333	1,627	1,600	1,700	1,700
42-2500-5201	POSTAGE	-	-	-	25	25	25
42-2500-5203	TELEPHONE/INTERNET	2,521	2,505	2,535	2,700	2,700	2,700
42-2500-5302	FIRE INSURANCE	22,105	20,253	22,291	25,188	27,707	27,707
42-2500-5303	MARINE & BOILER INSURANCE	2,391	2,726	1,561	1,764	1,940	1,940
42-2500-5305	AUTO INSURANCE	460	412	396	447	500	500
42-2500-5308	GENERAL LIAB INSURANCE	98	72	844	954	1,050	1,050
42-2500-5309	UMBRELLA INSURANCE	98	84	275	311	343	343
42-2500-5400	BACKGROUND CHECKS	-	-	-	-	250	250
42-2500-5401	OFFICE SUPPLIES	132	544	158	900	900	900
42-2500-5402	IT SUPPORT	-	-	711	550	600	600
42-2500-5404	LAB-CHEMICALS	892	901	142	1,500	1,500	1,500
42-2500-5405	JANITORIAL SUPPLIES	317	201	95	750	750	750
42-2500-5408	GAS & OIL	1,177	1,037	873	2,500	2,000	2,000

Account Number	Account Description	2022 Actual	2023 Actual	2024 Actual	2025 Budget	Manager Proposed	Council Adopted
42-2500-5410	UNIFORMS & WEARING APPAREL	-	91	-	600	600	600
42-2500-5412	EXPENDABLE TOOLS & SUPPLIES	20	-	-	200	200	200
42-2500-5413	OTHER OPERATING SUPPLIES	6,150	177	35	200	200	200
42-2500-5415	CHEMICALS	88,032	104,335	99,468	130,000	156,200	156,200
42-2500-5416	LAB EQUIP & SUPPLIES	2,445	4,359	5,612	6,550	6,550	6,550
42-2500-5418	GARBAGE PICKUP	3,358	4,534	5,488	4,890	4,890	4,890
42-2500-5423	FIRST AID & SAFETY SUPPLIES	-	-	100	200	200	200
42-2500-5446	MECHANICS REPAIR LABOR (OFFSET 10900)	805	644	1,015	1,000	1,000	1,000
42-2500-5448	MAINT-TRUCKS & EQUIP	822	4,160	2,772	2,000	2,200	2,200
42-2500-5449	MAINT-OTHER EQUIPMENT	20,694	40,391	39,511	100,000	100,000	100,000
42-2500-5450	MAINT-BUILDING	1,495	3,544	6,595	6,000	7,000	7,000
42-2500-5451	MAINT-GROUNDS	328	1,218	233	1,500	4,000	4,000
42-2500-5463	SMALL TOOLS	-	56	-	100	300	300
42-2500-5504	TRAVEL & TRAINING	600	2,500	899	3,600	5,600	5,600
42-2500-5505	PROFICIENCY OPERATOR TESTING	-	156	-	300	300	300
42-2500-5807	ANNUAL PERMIT FEE	10,129	9,657	10,225	10,866	11,500	11,500
42-2500-5878	REIMB-FUND 10-ADMIN SERV	-	-	-	162,462	194,954	194,954
42-2500-5900	SLUDGE REMOVAL	-	160,000	154,686	177,000	180,000	180,000
42-2500-6999	SMALL EQUIP UNDER \$5000	-	516	-	1,500	1,500	1,500
42-2500-7012	JOHN DEERE LAWN TRACTOR	-	-	-	16,520	-	-
42-2500-7409	REBUILD AQUA GUARD TRAVEL SCRE	-	-	-	-	170,000	170,000
42-2500-7414	PISTA GRIT-ARPA #8854201	-	146,863	(124,269)	-	-	-
42-2500-7415	ELECTRIC ACTUATORS-ARPA	-	-	-	23,000	-	-
42-2500-7416	EMERGENCY EYEWASH STATION-ARPA	-	-	-	9,000	-	-
42-2500-7419	UV SYSTEM-ARPA	-	-	-	3,597,296	-	-
42-2500-7422	CHART RECORDER SYSTEM	-	-	-	-	9,695	9,695
42-2500-7600	PICKUP TRUCK	-	-	-	44,634	-	-
Totals		615,551	1,102,185	794,636	4,991,294	1,562,115	1,562,115

Account Number	Account Description	2022 Actual	2023 Actual	2024 Actual	2025 Budget	Manager Proposed	Council Adopted
42-3300-0000	TRANSFERS AND CONTINGENCY	-	-	-	-	-	-
42-3300-5901	TRANSFER TO GENERAL FUND	450,000	250,000	-	-	-	-
42-3300-5999	CONTINGENCY	-	-	-	664,760	-	-
	Totals	450,000	250,000	-	664,760	-	-
	SEWER FUND TOTALS	1,372,871	1,703,463	1,433,900	6,351,939	2,688,059	2,688,059

Account Number	Account Description	2022 Actual	2023 Actual	2024 Actual	2025 Budget	Manager Proposed	Council Adopted
44-1100-0000	BUS	-	-	-	-	-	-
44-1100-1001	SALARIES-BUS	233,958	311,708	361,015	476,523	432,471	432,471
44-1100-1020	SALARIES-OVERTIME	-	-	-	800	800	800
44-1100-1997	EMPLOYEE RETENTION INCENTIVE-ARPA	21,000	10,000	-	-	-	-
44-1100-1998	YEAR-END BENEFIT-ARPA	9,500	-	-	-	-	-
44-1100-1999	PAY IN LIEU-HOSPITAL INSURANCE	12,892	15,856	22,044	17,000	18,000	18,000
44-1100-2001	FICA [2120]	25,946	25,956	29,586	36,309	33,084	33,084
44-1100-2003	RETIREMENT BENEFIT	308	13,432	(4,301)	15,662	25,387	25,387
44-1100-2005	HOSPITAL INSURANCE	17,499	10,024	16,578	20,048	11,356	11,356
44-1100-2006	LIFE INSURANCE	310	306	411	2,052	432	432
44-1100-2009	UNEMPLOYMENT INSURANCE [2120]	651	510	440	3,180	1,500	1,500
44-1100-2010	WORKMAN'S COMP INSURANCE [2120]	8,938	5,972	5,150	5,789	6,657	6,657
44-1100-2012	DISABILITY INSURANCE	1,728	1,724	1,712	2,310	1,932	1,932
44-1100-2013	VLDP INSURANCE	541	635	791	1,008	976	976
44-1100-3002	PROFESSIONAL SERVICES	-	-	-	-	200	200
44-1100-3006	PRINTING & REPRODUCTIONS-2440	1,268	706	615	2,000	2,000	2,000
44-1100-3007	ADVERTISING	439	355	-	5,000	5,000	5,000
44-1100-3014	UNIFORM RENTAL	3,670	3,361	3,590	4,600	3,000	3,000
44-1100-5101	ELECTRICITY	5,126	5,728	5,421	6,100	6,100	6,100
44-1100-5102	HEATING FUEL	4,108	3,012	2,491	4,000	4,000	4,000
44-1100-5203	TELEPHONE	2,270	2,159	3,041	3,800	3,600	3,600
44-1100-5302	FIRE INSURANCE	1,047	1,015	1,117	1,262	1,389	1,389
44-1100-5303	MARINE & BOILER INSURANCE	158	137	251	284	313	313
44-1100-5305	AUTO INSURANCE [2450]	18,996	19,903	16,523	18,671	20,538	20,538
44-1100-5308	GENERAL LIABILITY INS	53	39	1,688	1,907	2,098	2,098
44-1100-5309	UMBRELLA INSURANCE	69	60	550	622	685	685
44-1100-5400	BACKGROUND CHECKS	270	101	280	300	300	300
44-1100-5401	OFFICE SUPPLIES [2240]	3,417	2,337	1,219	3,500	4,000	4,000
44-1100-5402	IT SUPPORT	839	2,894	2,982	2,000	2,000	2,000
44-1100-5405	JANITORIAL SUPPLIES	1,452	1,578	584	1,600	1,600	1,600
44-1100-5408	GAS & OIL [2231]	71,369	72,687	74,597	76,186	78,000	78,000
44-1100-5413	OTHER OPERATING SUPPLIES [2490]	2,071	1,085	742	1,994	2,000	2,000
44-1100-5421	MEALS-LUNCHEON, EMERGENCY, ETC	-	-	38	150	150	150

Account Number	Account Description	2022 Actual	2023 Actual	2024 Actual	2025 Budget	Manager Proposed	Council Adopted
44-1100-5445	MAINT-RADIOS	-	-	-	500	500	500
44-1100-5446	MECHANICS REPAIR LABOR	-	-	-	5,000	-	-
44-1100-5447	TIRES & TUBES	10,704	8,011	7,045	10,000	10,000	10,000
44-1100-5448	MAINT-BUSES & EQUIP	15,090	20,394	9,402	22,000	22,000	22,000
44-1100-5449	CONTRACTED REPAIRS-LABOR [2350	21,216	21,097	20,515	29,500	29,500	29,500
44-1100-5450	MAINT-BUILDING	7,639	6,670	2,325	5,500	5,500	5,500
44-1100-5503	TRAVEL [2310]	-	-	123	156	150	150
44-1100-6001	SALE OF BUS & RETURN TO FTA	-	5,200	18,960	-	-	-
44-1100-6050	DEPRECIATION EXPENSE	197,997	123,194	91,984	-	-	-
44-1100-6999	SMALL EQUIP UNDER \$5000	-	-	3,138	2,000	2,000	2,000
44-1100-7305	14 PASSENGER BOC #830	-	130,951	(130,951)	-	-	-
44-1100-7306	14 PASSENGER BOC #829	-	130,951	(130,951)	-	-	-
44-1100-7309	REPLACE BUSES	-	-	-	311,460	-	-
44-1100-7311	Bus Shelters (3)	-	-	-	-	129,338	129,338
44-1100-7312	19 Passenger BOC Bus	-	-	-	-	167,591	167,591
Totals		702,537	959,748	440,747	1,100,772	1,036,147	1,036,147

Account Number	Account Description	2022 Actual	2023 Actual	2024 Actual	2025 Budget	Manager Proposed	Council Adopted
44-1110-0000	BUS-ADMIN	-	-	-	-	-	-
44-1110-1001	SALARIES-BUS-ADMIN	68,423	87,786	93,163	95,537	95,537	95,537
44-1110-1997	EMPLOYEE RETENTION INCENTIVE-ARPA	2,000	1,000	-	-	-	-
44-1110-1998	YEAR-END BENEFIT-ARPA	1,000	-	-	-	-	-
44-1110-1999	PAY IN LIEU HOSPITAL INSURANCE	-	-	-	-	6,000	6,000
44-1110-2001	FICA-ADMIN	6,330	6,256	6,844	7,301	7,309	7,309
44-1110-2003	RETIREMENT BENEFIT ADMIN	1,295	15,889	(8,623)	10,975	13,361	13,361
44-1110-2005	HOSPITAL INSURANCE-ADMIN[2120]	21,150	21,279	13,913	21,279	-	-
44-1110-2006	LIFE INSURANCE-ADMIN	103	108	105	108	108	108
44-1110-2010	WORKMAN'S COMP INS-ADMIN[2120]	70	46	37	42	48	48
44-1110-2012	DISABILITY INSURANCE-ADMIN	486	481	435	610	493	493
44-1110-2013	VLDP INSURANCE	591	743	786	706	742	742
	Totals	101,448	133,586	106,660	136,558	123,598	123,598
	TRANSPORTATION FUND TOTALS	803,985	1,093,334	547,407	1,237,330	1,159,745	1,159,745

Account Number	Account Description	2022 Actual	2023 Actual	2024 Actual	2025 Budget	Manager Proposed	Council Adopted
45-1100-0000	AIRPORT	-	-	-	-	-	-
45-1100-1001	SALARIES-AIRPORT	44,623	38,969	45,189	47,419	47,419	47,419
45-1100-1020	SALARIES-OVERTIME	21	-	-	-	-	-
45-1100-1997	EMPLOYEE RETENTION INCENTIVE-ARPA	2,000	1,000	-	-	-	-
45-1100-1998	YEAR-END BENEFIT-ARPA	1,000	-	-	-	-	-
45-1100-2001	FICA	2,616	2,579	2,985	3,619	3,628	3,628
45-1100-2003	RETIREMENT BENEFIT	1,992	2,011	2,364	2,756	2,149	2,149
45-1100-2005	HOSPITAL INSURANCE	16,595	16,166	16,037	16,037	18,730	18,730
45-1100-2006	LIFE INSURANCE	114	119	119	119	119	119
45-1100-2009	UNEMPLOYMENT INSURANCE	43	28	26	184	300	300
45-1100-2010	WORKMAN'S COMP INSURANCE	755	514	453	508	584	584
45-1100-2012	DISABILITY INSURANCE	206	212	207	289	244	244
45-1100-2013	VLDP INSURANCE	-	-	-	45	-	-
45-1100-3001	PROF SERV-INSPEC-AWOS-GRANT	6,110	3,600	3,600	3,600	3,600	3,600
45-1100-3005	DBE PLAN UPDATE-DELTA	4,800	7,200	-	15,000	-	-
45-1100-3007	MISC AIRPOR PROJECT-AWOS	532	-	-	-	-	-
45-1100-3017	CREDIT CARD FEES	2,335	3,240	3,061	4,000	4,000	4,000
45-1100-5101	ELECTRICITY	9,343	12,116	10,875	13,500	13,500	13,500
45-1100-5203	TELEPHONE	1,484	1,636	1,510	2,700	2,700	2,700
45-1100-5204	TELEPHONE-WEATHER SYSTEM	1,526	1,462	1,610	1,800	1,800	1,800
45-1100-5302	FIRE INSURANCE	780	682	775	876	964	964
45-1100-5303	MARINE & BOILER INSURANCE	605	92	169	191	211	211
45-1100-5304	AIRPORT LIABILITY INS	3,047	3,283	3,901	4,250	4,675	4,675
45-1100-5305	AUTO INSURANCE	1,002	286	271	306	337	337
45-1100-5308	GENERAL LIAB INSURANCE	20,011	14,825	169	191	211	211
45-1100-5309	UMBRELLA INSURANCE	73	63	55	62	69	69
45-1100-5400	BACKGROUND CHECKS	-	-	-	250	250	250
45-1100-5401	OFFICE SUPPLIES	49	14	51	125	125	125
45-1100-5402	INTERNET SERVICE	400	1,110	1,800	1,800	2,000	2,000
45-1100-5405	JANITOR SUPPLIES	39	21	296	400	400	400
45-1100-5408	GAS & OIL	156	226	172	2,500	2,500	2,500
45-1100-5412	EXPENDABLE TOOLS & SUPPLIES	-	-	-	100	100	100
45-1100-5413	OTHER OPERATING SUPPLIES	712	947	120	1,100	1,100	1,100

Account Number	Account Description	2022 Actual	2023 Actual	2024 Actual	2025 Budget	Manager Proposed	Council Adopted
45-1100-5446	MECHANICS REPAIR LABOR (OFFSET 10900)	2,345	3,360	1,785	5,000	5,000	5,000
45-1100-5448	MAINT-AUTO & EQUIP	2,914	5,903	4,121	6,000	5,600	5,600
45-1100-5449	MAINT-OTHER EQUIPMENT	11,466	12,731	4,295	6,000	6,000	6,000
45-1100-5450	MAINT-BUILDINGS	1,289	2,952	1,055	5,000	5,000	5,000
45-1100-5451	MAINT-GROUNDS	527	3,105	13	2,000	2,000	2,000
45-1100-5452	MAINT-RUNWAY	1,541	491	300	2,000	2,000	2,000
45-1100-5463	SMALL TOOLS	-	-	-	200	250	250
45-1100-5489	COST OF JET FUEL SOLD	51,117	24,671	32,168	55,000	55,000	55,000
45-1100-5490	COST OF AV GAS SOLD	90,279	51,896	38,343	60,000	60,000	60,000
45-1100-5500	SECURITY SYSTEMS FEE	609	150	-	600	-	-
45-1100-5504	TRAVEL & TRAINING	-	-	-	250	-	-
45-1100-5801	DUES & ASSOC MEMBERSHIP	-	-	-	250	-	-
45-1100-6001	GRANT-WEED KILL	960	-	690	1,000	1,000	1,000
45-1100-6030	STATE GRANT-MAINTENANCE	7,317	11,140	11,775	35,000	35,000	35,000
45-1100-6050	DEPRECIATION EXPENSE	63,456	144,263	145,474	-	-	-
45-1100-6100	MISC GRANTS	-	-	-	48,200	50,000	50,000
45-1100-6999	SMALL EQUIP UNDER \$5000	473	882	271	1,000	1,000	1,000
45-1100-7319	GRANT-REHAB RUNWAY PAVE/LGT CON#88720018	-	21,787	(21,787)	-	-	-
45-1100-7320	GRANT-FED-RELOC ACCESS RD-CONST#88720019	-	16,337	(16,337)	-	-	-
45-1100-7324	CLEARING LAND	-	-	49,500	40,000	40,000	40,000
45-1100-7325	GRANT-FED/ST-RUNWY SAF AREA GRA#88720016	-	6,860	6,860	-	-	-
45-1100-7333	TRACTOR	-	-	-	37,000	-	-
45-1100-7334	FUEL FARM PROJECT-DESIGN PHASE	-	-	-	200,000	-	-
45-1100-7335	AIRPORT PROJECTS	-	-	-	486,000	-	-
	Totals	357,261	418,928	354,342	1,114,227	379,565	379,565
	AIRPORT FUND TOTALS	357,261	418,928	354,342	1,114,227	379,565	379,565
	Grand Totals	19,337,150	21,147,572	21,305,632	32,655,782	43,337,489	43,337,489